



AMAZONE

Precision air seeder ***Precea***
with mounted front hopper ***FTender***



Precea precision air seeder

Slick – Sleek – Spot on



AMAZONEN-WERKE
PRECEA 4500-2CC SUPER
✓ Working quality
incl. crosswise fertiliser
distribution

DLG Test Report 7093



AMAZONEN-WERKE
SOWING UNIT PRETEC
✓ Working quality
in maize

DLG Test Report 7104

The percentage emergence was rated exclusively as "very good" by the DLG

Whether used for conventional or mulch sowing, the Precea precision air seeder is characterised in particular by its very precise placement, high output and comfortable operability. The first-class singling and fertiliser metering system is convincing even at forward speeds of up to 15 km/h. The various frame concepts ensure the maximum flexibility.



	Page
The advantages at a glance	4
The models	6
Precea – rigid	10
Precea – telescopic linkage-mounted	12
Precea – folding linkage-mounted	14
Precea – folding linkage-mounted with mounted front hopper	16
Precea folding harrow-mounted seed drill with mounted front hopper	18
Hydraulic tramline offset	20
Fan and seed hopper	22
Singling	24
Centralised singling drive	26
PreTeC mulch seeding unit	28
SmartForce automatic coulter pressure regulation	30
PreTeC coulter options	32
Fertiliser metering	34
FerTeC twin double disc fertiliser coulter	36
FertiSpot	38
Micro micro-granular applicator	40
FTender mounted front hopper	42
Liquid fertilisation Operation	48
ISOBUS	50
ISOBUS GPS-Switch	52
ISOBUS GPS-Maps GPS-Track AmaTron 4	54
ISOBUS AmaTron Connect agrirouter	56
Optional equipment	58
Technical data	60

The high-speed precision air seeder



45 to 90 cm



4 to 12 rows



55 or 70 l



Up to 15 km/h

The advantages at a glance:

- + High work rates with forward speeds of up to 15 km/h
- + FerTeC Twin double disc fertiliser couler ensures a uniform placement depth of the fertiliser
- + The FertiSpot ensures fertiliser savings of up to 25 % with the same level of yield
- + Even field emergence thanks to the PreTeC precision couler with SmartForce automatic couler pressure regulation
- + Accurate seed placement due to excellent pressurised singling with short propulsion channel
- + Simple and tool-free exchange of the centralised singling disc, even with a full seed hopper
- + SmartControl automatic stripper adjustment provides maximum comfort for the driver
- + Simple and intuitive operation via ISOBUS possible
- + Low lifting power requirement for the tractor due to the optimised centre of gravity and lightweight design

MORE INFORMATION

www.amazone.net/precea



PRODUCT FILM
Find out more



ANIMATION
Find out more



SMARTLEARNING
www.amazone.net/smartlearning

Precea precision air seeder

Precise, intuitive and highly productive

A seeder in a class of its own

With the Precea, AMAZONE offers a precision air seeder that meets the highest requirements. The new, high-performance centralised singling drive and the first-class PreTeC mulch seeding unit are perfectly matched. Both systems work almost independently of the speed and the field conditions. The high seed placement accuracy impresses from the first to the last grain and so does the intuitive and comfortable operation of the precision air seeder.

The benefits:

- ✔ Accurate seed placement
- ✔ Excellent depth control with accurate sowing depth
- ✔ High work rates due to forward speeds of up to 15 km/h
- ✔ More comfort due to the very simple adjustment of the singling and the sowing units

The models

The Precea precision air seeder stands out with its wide range of frame concepts and equipment levels.

Model	Frame execution
Precea ACC	Harrow-mounted precision air seeder
Precea-AFCC	Harrow-mounted seeder + mounted front hopper
Precea	rigid
Precea CC	rigid
Precea-FCC	rigid + mounted front hopper
Precea-2	telescopic or folding
Precea-2CC	telescopic or folding
Precea-2FCC	telescopic or folding + mounted front hopper
Precea-2AFCC	Folding harrow-mounted seeder + mounted front hopper

CC = Version equipped for fertiliser application



Harrow-mounted Precea 3000-ACC with KG 3001 Special rotary cultivator



Precea 4500-2CC Super with rear fertiliser hopper and filling auger



Precea 6000-2CC Super with rear fertiliser hopper and filling auger



Precea 6000-2FCC Super with FTender mounted front hopper (for fertiliser)

Precise, intuitive and highly productive



Special or Super

What possibilities with which model?

There are different versions of the Precea available. A distinction is made between the Special and Super. The main difference between the Special variant and the Super is in the singling drive. This is mechanical on the Special and is capable of forward speeds up to 12 km/h. In contrast, the Precea Super is equipped with the ElectricDrive singling drive. This makes possible forward speeds of up to 15 km/h.

A detailed overview of the most important differences between the two variants is shown in the table below.

The overview:

Model	Singling drive	Operational speed (km/h)	Fertiliser hopper (l)	Fertiliser metering	Seed hopper (l)	Micro-granular applicator	Stripper adjustment	Mode of operation
Precea Special	mechanical	12	950 or 1,250	mechanical	55 or 70	yes*	mechanical	AmaCheck/ AmaScan 2
Precea Super	electric	15	950 or 1,250	electric	55 or 70	yes	electric	ISOBUS

* Depending on the choice of fertiliser equipment and terminal



With SpeedShaft mechanical central singling drive



With ElectricDrive electric drive

Rigid, linkage-mounted Precea

4 to 12 rows with rigid frame



The Precea 3000-CC in work

Precea 3000

The Precea 3000 is the compact, mounted, high-speed precision air seeder. A fertiliser application hopper is available as an option (CC models). Maximum flexibility is built-in as the number of rows and the row spacings can be changed.

Overview

Model	Number of rows	Row spacings
Precea 3000 (CC) Special/Super	4, 5, 6	45 to 80 cm
Precea 3000-FCC Super	4, 5, 6	45 to 80 cm
Precea 3300 (CC) Super	5, 7	50 to 75 cm
Precea 4500 (CC) Special/Super	5, 6, 7, 8	45 to 80 cm
Precea 6000 (CC) Special/Super	8, 9, 12	45 to 80 cm

Precea 4500 and 6000 with rigid frame

As an alternative to the telescopic and folding frames, these models are also offered with a rigid frame. Row spacings from 45 to 80 cm are possible with this format. On the Precea 6000, the number of rows possible is between 8 and 12 and between 5 and 8 for the Precea 4500.



Precea 6000-CC with rigid frame

Precea – rigid, harrow-mounted

4 to 6 rows – 3 m wide frame



The Precea 3000-ACC in operation with the KX rotary cultivator

Precea-A – precision sowing and seedbed preparation in just one pass!

The Precea-A harrow-mounted precision seeder can be optionally combined with a rotary cultivator / rotary harrow or the CombiDisc compact disc harrow. Due to its combination with a soil tillage implement, this sowing combination provides perfect seedbed preparation and seeding in one pass.

QuickLink quick release coupling system – faster, simpler mounting and demounting

Thanks to the QuickLink quick release coupling system on the Precea-A, this precision air seeder can be easily and quickly linked to the various AMAZONE seedbed cultivators without the need for tools.

Precea 3000-AFCC with KG rotary cultivator

Overview

Model	Number of rows	Row spacings
Precea 3000-ACC Super	4, 5, 6	50 to 75 cm
Precea 3000-AFCC Super	4, 5, 6	50 to 75 cm



Precea – telescopic linkage-mounted

6 or 7 rows – 4.8 m wide frame



The Precea 4500-2CC in work

Telescopic – row spacing adjustment in no time at all

The telescopic Precea stands for high flexibility. Row spacings can be changed in no time thanks to the telescopic frame design. There are three different telescopic frame options which enable different row spacings. All the models can also be configured with fertiliser application equipment. Furthermore, it is possible to combine the Precea 4500-2 with a mounted front hopper for fertiliser.

The benefits:

✔ Forward speed	up to 15 km/h
✔ Number of rows	6 or 7
✔ Row spacings	45 to 80 cm
✔ Fertiliser hopper	CC models 950 or 1,250 l FCC models 1,600 or 2,200 l



The Precea 4500-2CC with telescopic frame at full working width



The Precea 4500-2CC with variable telescopic frame set for the narrower working width

Single and 2-stage telescopic function – transport width 3.3 m* or 3 m

AMAZONE offers two different frame options, one with single and one with 2-fold telescopic function. The frame with single telescopic function is cheaper and has a transport width of 3.3 m*. The 2-stage telescopic frame has a transport width of 3 m. The unique bearing concept, with maintenance-free bearings, ensures a long service life and makes retracting and extending the frame particularly convenient.

* Country-specific road traffic regulations apply and must be complied with, meaning that special approval may be required.

Detailed overview of the telescopic frames

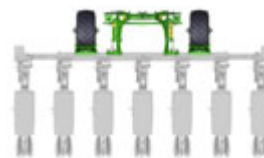
Frame execution	Row spacing
Single telescopic function	60, 65, 70, 75, 80 cm
2-stage telescopic function	60, 70, 75, 80 cm
Variable	45 to 75 cm or 50 to 80 cm

Variable telescopic frame – telescopic precision

The variable telescopic frame allows flexible and convenient adjustment of the row spacing to suit different crops. Different row spacings are therefore a problem of the past. The Precea frame is limited just to the essentials. For example, the telescopic frame offers real operational comfort. Extend the frame at the press of a button quickly, reliably and conveniently either out or back in.

Different guide wheel options

The Precea 4500 and 4500-2 have two guide wheel options which can be mounted ahead of, or in between, the seeding units. Support wheels in front of the mounting frame offer the full spectrum of row spacing, however, the very compact option of between the seeding units impresses with a clearly reduced lifting power requirement.



7 rows thanks to the leading support wheels



6 rows, with support wheels between the rows

Folding linkage-mounted Precea

7 to 12 rows – 6.8 m wide frame



The Precea 6000-2CC in work

Folding – quick and precise

The Precea 6000-2 is the high-speed, 3-point linkage mounted precision air seeder with a pressurised singling system. The machine can be supplied with a rear fertiliser hopper, as in the CC model, or with no fertiliser hopper. The number of sowing units can be easily changed thanks to the special folding frame. The model can also be equipped with a hydraulic tramline offset.

The benefits:

✔ Forward speed	up to 15 km/h
✔ Number of rows	7, 8, 9, 10, 11, 12
✔ Row spacings	45 to 90 cm 60 to 90 cm with CC models
✔ Fertiliser hopper	950 or 1,250 l



With a transport width of 3 m, the folding Precea 6000-2CC is also safe and convenient on the road

The frame – hydraulic and quick folding

Equipped with its foldable frame, the Precea 6000-2 can be quickly and easily moved from work into the transport position. The high-output machine folds from 6 m working width to a manageable 3 m transport width at the touch of a button.

The benefits:

- ✔ Transport width 3 m
- ✔ Transport height of less than 4 m
- ✔ Low lifting power requirement due to a short and compact design
- ✔ Excellent accessibility of the seed hoppers



Detailed overview of the models

Model	Number of rows
Precea 6000-2	7, 8, 9, 10, 11, 12
Precea 6000-2CC	7, 8, 9



Folding process of the Precea 6000-2CC with 8 rows

Folding, linkage-mounted Precea with mounted front hopper

7 to 12 rows – 6.8 m wide frame




The Precea 6000-2FCC in work with 9 rows

Front/rear combination – manoeuvrability combined with maximum performance

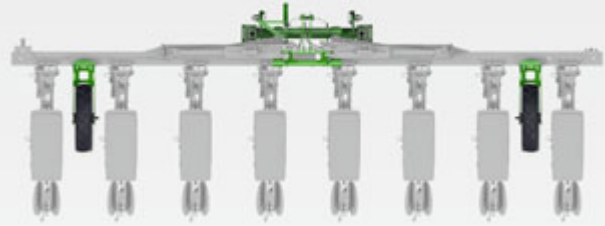
The Precea 6000-2FCC model comes with the new FTender mounted front hopper for maximum fertilisation efficiency. Capacities of either 1,600 l or 2,200 l result in less downtime and therefore higher outputs. The weight distribution on the tractor is even better thanks to the combination of front and rear mounting.

The benefits:

✔ Forward speed	up to 15 km/h
✔ Number of rows	7, 8, 9, 10, 11, 12
✔ Row spacings	45 to 90 cm
✔ Fertiliser hopper	1,600 or 2,200 l



The Precea 6000-2FCC folded out with 12 rows



The Precea 6000-2FCC folded out with 8 rows

The support wheels – in front of, or in the folding frame

The Precea 6000-2FCC can be equipped with a choice of positions for the support wheels. This ensures the perfect configuration for any farm.

The support wheels in front of the frame allow row spacings from 45 to 90 cm. Up to 12 sowing units can be installed due to the narrower row spacing.

The support wheels in the frame enable row spacings from 65 to 80 cm. The machine remains very short and compact.

The frame – flexible and fast

Also equipped with a folding frame, the Precea 6000-2FCC can be quickly and easily moved from work into the transport position. In this respect, the centre joint is designed in such a way that row spacing and number of rows can be changed in a short time with little effort.



The Precea 6000-2FCC folded out with 12 rows



The Precea 6000-2FCC with 9 rows folded for road transport

Precea folding harrow-mounted seed drill with mounted front hopper

8 rows – 6 m wide frame



The Precea 6000-2AFCC in work with 8 rows

Front/rear combination with active soil tillage – everything in a single pass

The rotary cultivator and precision air seeder combination provides the highest possible performance. The active soil tillage tool upfront means that a pass can be completely dispensed with. FTender capacities of either 1,600 l or 2,200 l result in less downtime and therefore higher outputs. The weight distribution on the tractor is even better thanks to the combination of front and rear mounting.

The benefits:

✔ Forward speed	up to 12 km/h
✔ Number of rows	8
✔ Row spacings	75 cm
✔ Fertiliser hopper	1,600 or 2,200 l



Precea 6000-2AFCC with KG 6002-2 rotary cultivator and FTender 2200

KG 6002-2 rotary cultivator – "the folding flagship"

The KG 6002-2 folding rotary cultivator, in its 6 m working width, is particularly impressive with its high work rates. The Cultimix system provides the rotary cultivator with a high clearance and unbeatable robustness. Thanks to its hydraulic folding, the KG 6002-2 is also safe on the road with a transport width of only 3 m.

A perfect seedbed

The KG 6002-2 folding rotary cultivator not only stands out as a result of its high work rate potential but also because of that perfect seedbed. The 20 tine carriers provide an intensive mixing of the soil. Harvest residues are thoroughly incorporated in the soil when mulch sowing. The tines pull themselves into the soil without any problem and reliably maintain the working depth, even under the toughest of conditions. The spring-loaded side plates retain the soil in the machine.

Exchangeable rear seed rail – singling units or sowing coulters

The rotary cultivator and the Precea seed rail can be very easily separated to allow the rotary cultivator to be flexibly used elsewhere. Despite a working width of 6 m, the complete seed rail can be dismantled in just a short time.

This also enables the rotary cultivator to be combined with the Avant 02 seed rail. As an alternative, the rotary cultivator can also be used on its own for seedbed preparation.



Avant 6002-2 with KG 6002-2 Super



Precea 6000-2AFCC with KG 6002-2 Super

Hydraulic tramline offset

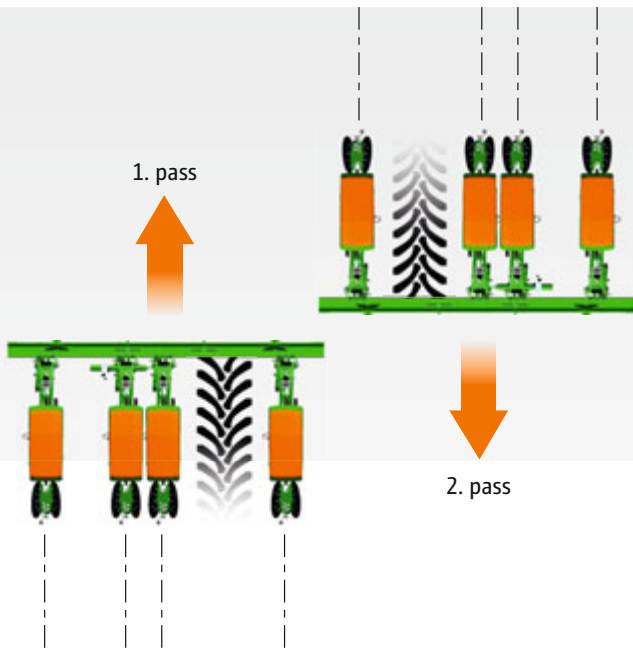
The flexible way to optimise yields for rigid and folding models



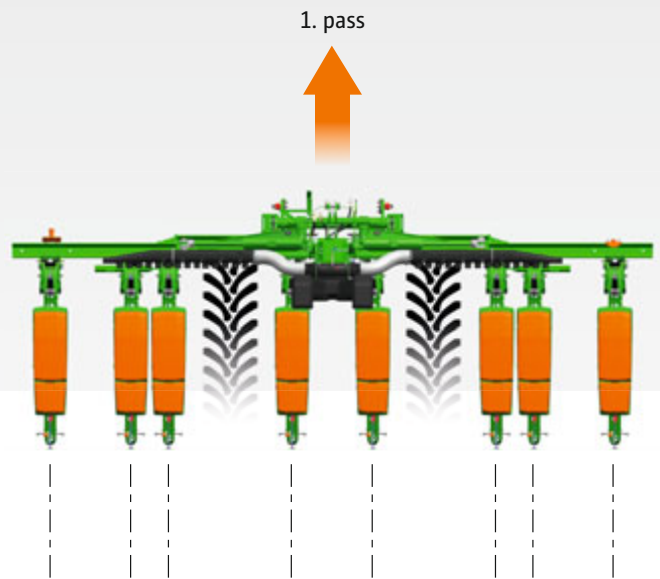
The Precea 6000-2FCC with hydraulic tramline offset offers optimum yield potential

Many Precea models can be optionally equipped with a hydraulic tramline offset. When the machine is tramlining, the PreTeC coulters, including the fertiliser coulters, are fully automatically pushed together and apart hydraulically

without the seed rows being switched off. The seed rate therefore remains constant. As a result, row spacings of up to 115 cm are possible.



The asymmetric offset permits track widths up to 2.1 m



Symmetric tramline offset on the Precea 6000-2

Asymmetric offset of one seeder unit

The asymmetric offset actuates just the one cylinder. This means that only one unit is offset. The driver creates one wheel mark in the first pass. The second wheel mark is created in the second pass, so that following crop care machines, such as a crop protection sprayer, do not damage the crop thanks to the row shift.



Large row spacing for creating a tramline with an offset unit

Symmetric offset of two units

When offset symmetrically, the offsetting cylinders are actuated simultaneously on both sides of the machine. A tramline is therefore created in only one pass. The maximum offset distance of a unit is 400 mm. The offset travel can also be reduced if the entire width is not required due to track width or tyre size.

The advantages of the hydraulic tramline offset:

- ✔ Optimum yield potential since the seed rows do not need to be switched off, they are just offset
- ✔ Relief for the driver by automatic detection and adaptation to make the tramline
- ✔ Lack of plant damage during subsequent passes through the crop as a result of the generated tramline
- ✔ Optimum fertiliser supply since the fertiliser coulter and the singling unit are pushed across together

Fan and seed hopper



Mechanical fan drive

The mechanical fan is driven directly by the PTO shaft. Problem-free operation is also possible with tractors that have a low hydraulic capacity.

Hydraulic fan drive

The hydraulic fan drive facilitates convenient fan speed adjustment and thus ensures even longitudinal distribution, even in undulating terrain. The fan speed is set conveniently and independently from the engine speed, so that the revs always remain constant and run in the optimal speed range.



Air intake protection

An optional air intake protection is available for particularly dusty conditions, as any ingress of dirt and dust can effectively block the sensitive singling process.



Seed hoppers located above the singling system

The seed hoppers – comfortable filling. Simple emptying

The seed hoppers each hold 55 l or 70 l and are very easy to fill. The hopper lids can be conveniently opened with one hand, so that they can easily be filled from bags. A filling aid, that guides the seed safely into the hopper and makes the filling process even easier, is optionally available. Emptying of residual amounts is particularly quick, easy and clean.

The low level sensor, fitted as standard, warns of the fill level via the terminal at an early stage.

The benefits:

- ✔ Good accessibility
- ✔ One handed operation of the lid makes the filling process easier
- ✔ Clever and clean emptying of residual amounts from both sides by using the seed chute



The seed hoppers are easily accessible and facilitate one handed operation



Emptying of residual amounts is particularly quick, clean and easy. And that can even be done from both sides.

The singling

Accurate seed placement, more yield

ANIMATION
Find out more



Reliable singling

The singling system works using an overpressure principle. Overpressure presses the grain against the nap holes in the rotating singling disc so that they are carried round. As they rotate, the grains under pressure pass three stripper fingers which reliably ensure just a single grain remains on each hole. Excess seeds are reliably stripped off, so that any doubles are effectively prevented. This is especially important for the accuracy of the seed placement.

The key feature

Due to the thoughtful design of the centralised singling unit, the singling disc and the singling pressure chamber are firmly connected to each other.

The advantages of this layout are huge:

- ✔ Metering is carried out exclusively via the tractor's electronic system due to the fact that only a low torque is required for rotation
- ✔ The seal, which is otherwise subject to excessive wear, is not under load



- ❗ "As the pressure chamber rotates in step with the perforated disc, energy-consuming friction on the pressure chamber seal is avoided."

("profi" – Driving report for Precea 4500-2CC Super · 10/2019)



View of the metering unit without singling disc



Singling disc in place while stationary



Singling disc in operation (without lid)

More comfort is not possible!

Meticulously designed and clever replacement without the need for tools

The Precea offers many advantages, particularly due to the intelligent layout of the rotating singling pressure chamber.

- ✔ Tool-free change of the centralised singling disc
- ✔ The singling disc can be changed without emptying the seed hopper
- ✔ Simple and convenient emptying of residual amounts from either side

Universal, reliable, precise

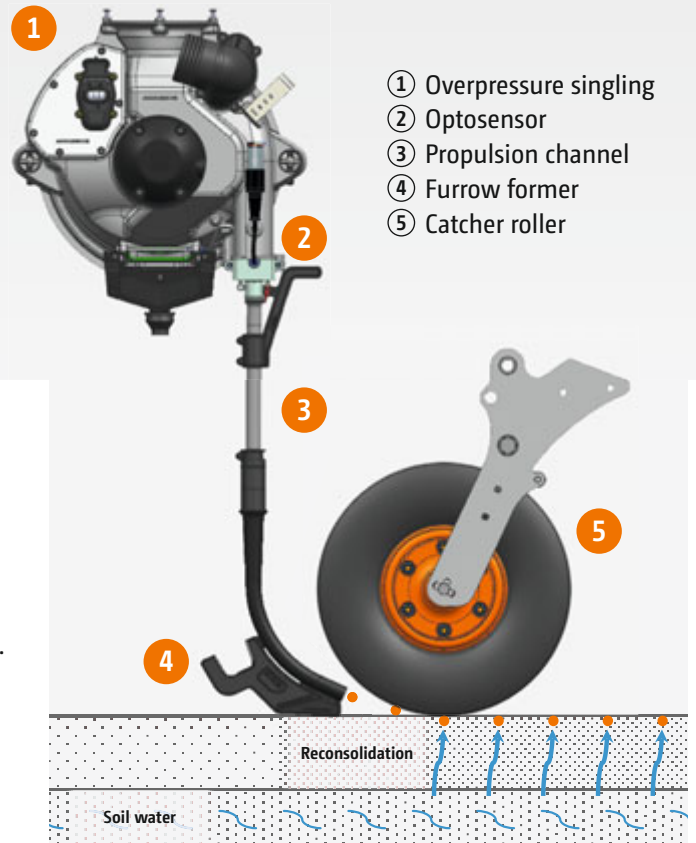
As soon as the seeds reach the propulsion channel, the overpressure is interrupted and the seed is shot into the propulsion channel. In the seed furrow, which has been cleanly shaped and freed from organic matter by the furrow former, the grain is positioned by the catcher roller and pressed into the soil. This prevents unintentional rolling along of the grain and also ensures optimum seed/soil contact.

Advantages of singling:

- ✔ Reliable singling virtually independent of forward speed
- ✔ Universally deployable
- ✔ Avoids any misses and doubles

- ❗ "The singling unit can be opened without tools and the sowing disc can be quickly exchanged in this way."

("profi" – Driving report for Precea 4500-2CC Super · 10/2019)



- ❗ "The propulsion channel can be detached without tools for cleaning."

("profi" – Driving report for Precea 4500-2CC Super · 10/2019)

Optosensor – monitoring the pin-point accuracy of the singling system

The standard optical sensor means excellent checking and monitoring from the tractor terminal. Whether rape or maize, the optical sensor is universally usable and does not need to be exchanged.



Numerous singling discs allow the sowing of maize, sunflowers, rape, soya beans*, sugar beet, etc.

*The factory recommendation for soya beans is to limit speeds to a max. of 8 km/h.



Mechanical stripper adjustment for the Precea Special

The mechanical stripper finger setting allows fine adjustment of the strippers in order to optimise the seed placement accuracy. Doubles and misses are thus avoided, which increases the yield.

Electric stripper finger adjustment for the Precea Super

The electric stripper adjustment allows convenient setting of the scrapers from the operator terminal in the tractor cab.

SmartControl – automated stripper finger adjustment for the Precea Super

In order to relieve the stress on the driver and avoid unintentional misses and doubles, AMAZONE offers the SmartControl automated stripper finger adjustment on the Precea Super.

The benefits:

- ✔ The stress on the driver is reduced, as SmartControl handles the adjustment of the seed strippers
- ✔ An increase in yield, as doubles and misses are avoided
- ✔ Savings in time, as any manual set-up is not necessary



The mechanical stripper finger setting enables the easy setting of the strippers on each coulter



The SmartControl automated stripper finger adjustment takes over the setting of the strippers and removes a considerable burden from the driver

SpeedShaft mechanical singling drive for forward speeds of up to 12 km/h



SpeedShaft mechanical singling drive for the Precea Special

The SpeedShaft mechanical drive facilitates forward speeds of up to 12 km/h, even for entry-level models, without compromising the longitudinal distribution. The drive is provided via the flexible shaft.

Advantages of SpeedShaft:

- ✔ Maintenance-friendly, as all components are provided with life-long lubrication
- ✔ Increase in output of up to 25% compared to other mechanical systems
- ✔ Smooth running, even at high forward speeds of up to 12 km/h

ElectricDrive electric drive on the Precea Super

The ElectricDrive option provides a separate electric motor for each overpressure singling unit. The desired seed rate, fertiliser rate and the micro-granular applicator can thus very conveniently be controlled via the terminal. One activation button per sowing unit makes it possible to check the centralised singling disc.

Advantages of ElectricDrive:

- ✔ Accurate sowing in wedge shaped fields and on the headland in combination with the automated individual row shut-off
- ✔ Flexible increase in the seed rate across the entire working width
- ✔ Forward speeds of up to 15 km/h
- ✔ Activation buttons for checking the centralised singling disc

Maximum precision – individual row shut-off

The option of individual control of the sowing units enables each row to be individually switched on and off with the electric drive. This has particular advantages in wedge shaped fields and on the headland. More information can be found on page 50/51.

ElectricDrive electric drive with forward speeds of up to 15 km/h



The PreTeC mulch seeding unit

The precision seeding unit for any soil type



AMAZONEN-WERKE
SOWING UNIT PRETEC
✓ Working quality
in maize
DLG Test Report 7104

The percentage emergence was rated exclusively as "very good" by the DLG

Maximum flexibility with the highest work rates

No matter whether it is used for conventional or mulch sowing, the PreTeC mulch seeding unit is perfect for precision sowing. Benefit from the first-class, consistent seed placement accuracy and use it to increase your yield. The Precea facilitates high work rates due to its high accuracy, in particular at high forward speeds of up to 15 km/h.

The benefits:

- ✓ High operating comfort
- ✓ Minimisation of any downtime
- ✓ Time saving during regular maintenance

Even field emergence

The mulch seeding unit (weighing 120 kg on its own) can be pressed down further by a spring with a maximum force equivalent to 220 kg. Via a hydraulic cylinder, coulter pressures of up to 350 kg are possible. This ensures smooth running and even field emergence under the hardest of conditions. The complete mulch seeding unit is reliably guided by two large carrying rollers. Soil opening is performed by a double disc unit and a following furrow former. Once the seed has been embedded in the soil by the catcher roller, the V-pressure rollers follow to close up the furrow again.



FerTeC Twin double disc coulters

Carrying rollers

Catcher roller

Furrow closers

V-pressure rollers

The PreTeC mulch seeding unit facilitates maximum precision as well as maximum output



The couler pressure can be adjusted very easily via the notches

Mechanical couler pressure adjustment

The mechanical couler pressure adjustment can be used to adjust the couler pressure very easily and effectively via a tension spring with a series of notches. Up to 100 kg of extra couler pressure can therefore be generated in addition to its own weight of 120 kg. Another increase of 15 kg is possible in the wheel tracks.



The couler pressure can be very easily adjusted hydraulically via the cylinder

Hydraulic couler pressure adjustment

The couler pressure can be adjusted even more easily and comfortably via the hydraulic couler pressure adjustment. The couler pressure can be adjusted to a pressure of up to 350 kg via the operator terminal, even whilst on the move. The SmartForce automatic couler pressure regulation also ensures that all coulters are automatically adjusted, even in different soil conditions.

Maximum operational comfort

The good accessibility to the seeding unit ensures high operating comfort. A multitude of adjustment options allow adaptation to all requirements.

The benefits:

- ✔ Increased yields and an increase in the sowing quality as a result of the effective singling
- ✔ More adjustment comfort due to tool-free operation
- ✔ Higher flexibility due to the extensive range of optional equipment for the all-rounder couler

The following settings can be adjusted without tools:

- ① Couler pressure
- ② Sowing depth
- ③ Furrow closers
- ④ Press roller contact pressure
- ⑤ Running angle of press roller



- ① "The scales are directly embedded into the component and do not require adhesive labels – very elegant."

("profi" – Driving report for Precea 4500-2CC Super · 10/2019)

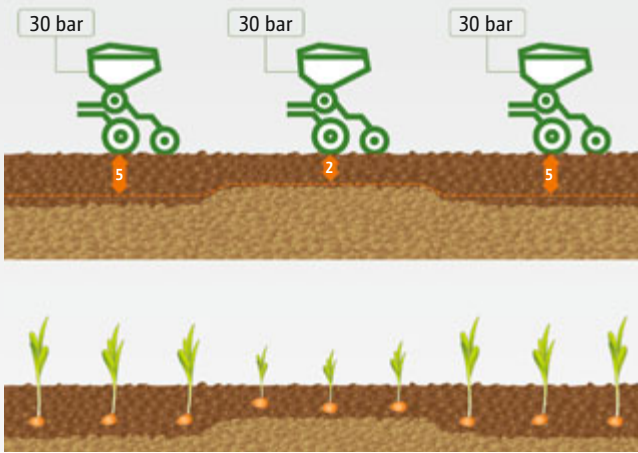
SmartForce automatic coulter pressure regulation

The same placement depth in all soil types

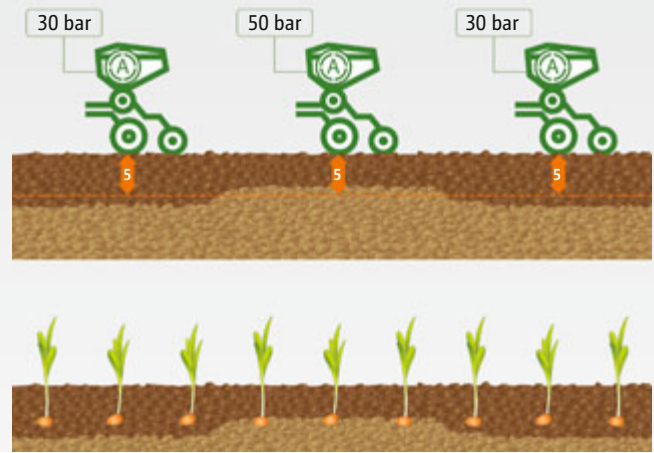


The Precea 6000-2CC in work

- ❗ "Thanks to SmartForce, we have a uniform placement depth and therefore a better field emergence."
(Stefan Kerkering, agricultural contractor · 05/2021)



Hydraulic coulters pressure **without** automatic system gives inconsistent placement depth



Hydraulic coulters pressure **with** automatic system for consistent placement depth

AMAZONE offers the SmartForce automatic coulters pressure regulation system for the folding Precea precision air seeder as an add-on to the hydraulic coulters pressure adjustment.

The particular feature with this system is that the driver does not stipulate the coulters pressure, but rather sets the contact force in the terminal. This contact force is checked by measuring pins in the field. The contact force varies due to different soil types, as the soil acts differently on the unit. The hydraulic system regulates the coulters pressure meaning that the placement depth remains constant. This means that the coulters pressure will be adapted to suit the various different soil conditions on the move. This makes it easier for the driver and results in a more even field emergence.

Simultaneous maintenance of a consistent placement depth and optimum pressure ensures high field emergence and provides the basis for good yields.

Maintaining a consistent placement depth on varying soils or with uneven reconsolidation is a particular challenge for the machine and the operator.

SmartForce regulates the required coulters pressure on the basis of the contact force measured on the PreTeC coulters. This ensures that the intended contact force and the placement depth are maintained under all soil conditions.

SmartForce relieves the driver and enables a consistently high quality of work under all conditions.



The measuring pin registers changes in the contact force on varying soils. The ISOBUS-controlled SmartForce system then automatically evens out these fluctuations. As a result, the placement depth remains the same under all soil conditions.



The coulters pressure is automatically adjusted via the hydraulic cylinder

PreTeC mulch seeding unit – many options for all conditions



The Precea 3000-ACC with front packer in operation



The height of the optional furrow closers can be adjusted without tools

Furrow closers

The optional furrow closers close the seed furrow, in particular under difficult conditions, and thus ensures optimal field emergence.

- ✔ Optimisation of the field emergence through reliable closure of the seed furrow
- ✔ Simple and tool-free height adjustment and deactivation

Clod clearer – the ideal option against clods and stones

The optional clod clearer is the ideal tool for heavy soils and cloddy conditions. The use of a clod clearer makes the coulter run significantly more smoothly.

- ✔ Smooth coulter running in a clean seed furrow ensures an even field emergence
- ✔ Universal adjustment of the clod clearer possible



25 mm
smooth

50 mm
smooth

50 mm
toothed

25 mm and 50 mm press rollers are available

Different V-press rollers

The narrow 25 mm press roller is ideal for medium to heavy soils, while the 50 mm press roller is better suited to light soils. The toothed 50 mm press roller is recommended for its particularly good reconsolidation and crumbling.

- ✔ The right roller for every soil type
- ✔ Simple and tool-free adjustment

Star clearer – the perfect option against harvest residues

Using the optional star clearer ensures that the seed furrow is always optimally cleared, even when larger amounts of organic material are present. The trash-free seed rows ensure that the seeding unit works well, suppresses weed re-growth and ensures optimal field emergence.

- ✔ Optimisation of the field emergence through having an optimally cleared seed furrow



Fertilisation with pinpoint accuracy

Fertiliser metering on the Precea



The optional filling auger facilitates convenient filling of the fertiliser hopper

Fertiliser hoppers of 950 l or 1,250 l equip the Precea with sufficient capacity. The hopper is located well forwards and thus provides an optimal centre of gravity near the tractor. Steep hopper walls guide the fertiliser safely to the metering units and keep the residual volumes low.

Operation and adjustment are performed centrally, on the left side of the SmartCenter.

The benefits:

- ✔ Convenient access, ideal also for filling by big bag or via a front end loader bucket
- ✔ Low lifting power requirement as a result of the fertiliser hopper being positioned close to the tractor
- ✔ Simple filling due to generously dimensioned hopper opening
- ✔ Large sight glass



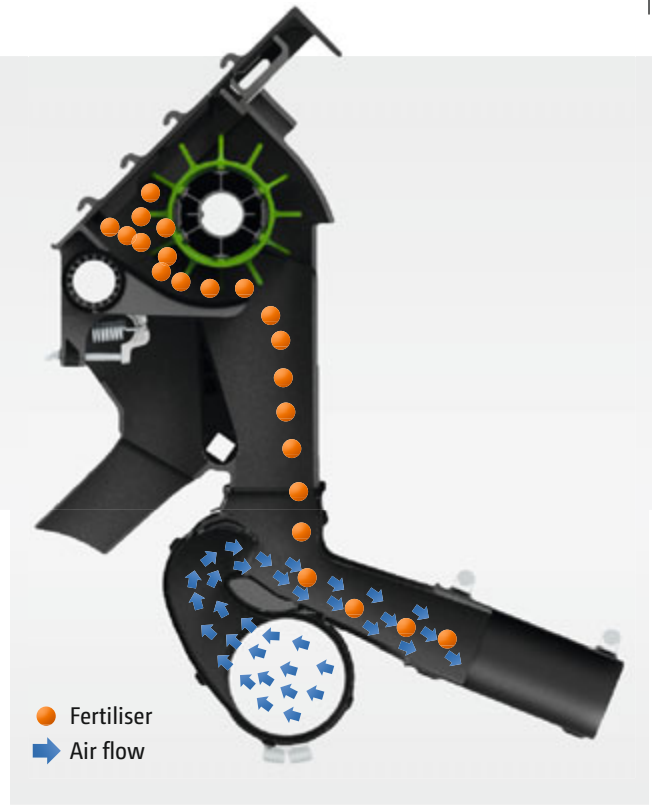
The FTender, with a hopper capacity of 1,600 or 2,200 l, can also be filled with a filling auger for fertiliser as an option on a front/rear combination.



Good accessibility of the fertiliser hopper, the roll-over cover and the large filling opening make the filling process very convenient

Precis fertiliser metering system – air delivery to every row

The Precis fertiliser metering system equips the Precea with an accurate and reliable metering drive. The additional air support further ensures an equal feed to each row and reliably prevents blockages. The fertiliser granules are reliably conveyed to the FerTeC Twin double disc counter.



The benefits:

- ✔ High work rates with up to 250 kg/ha at 15 km/h
- ✔ Comfortable setting of the application rate
- ✔ Uniform supply to all coulters with one metering unit per fertiliser coulters
- ✔ Air delivery on each row minimises blockages

Mechanical fertiliser metering drive for the Precea Special

The mechanical drive with the stepless Vario gearbox enables the very simple and central setting via the SmartCenter on the machine.

Advantages of the mechanical fertiliser metering drive:

- ✔ Convenient setting of the Vario gearbox at the SmartCenter
- ✔ Simple calibration of the application rate from the SmartCenter

Electric fertiliser metering drive for the Precea Super

The electric fertiliser metering drive ensures maximum convenience with maximum precision. The drive is perfectly matched to the terminal or TwinTerminal, thus operation and adjustment are simple and convenient.

Advantages of the electric fertiliser metering drive:

- ✔ Convenient setting and adjustment via the operator terminal
- ✔ Convenient calibration by means of the calibration button on the SmartCenter



FerTeC Twin double disc fertiliser couler

The high-performance fertiliser couler



The high-performance FerTeC Twin double-disc fertiliser couler is suitable for conventional and mulch sowing.



Precea 6000-2FCC with FerTeC Twin HD fertiliser coulters

Smooth-running, rugged and reliable

The high-performance double disc coulters ensures clean and reliable placement. The double disc coulters runs smoothly and deposits the fertiliser in front of the PreTeC mulch coulters. The double disc coulters is completely maintenance-free and fulfils the highest demands.

The benefits:

- ✔ Reduced soil throw ensures a very smooth running
- ✔ High service life taken from the rugged and proven large-area seed drills
- ✔ Stepless working depth adjustment
- ✔ Exchangeable protection plate

FerTeC Twin HD – with placement depth adjustment


The FerTeC Twin HD fertiliser coulters provides even more operational comfort. Initially, the relationship between the placement depth of the fertiliser and the placement depth of the seed is set just once. The fertiliser coulters is automatically adjusted for depth if the sowing depth is subsequently changed.

The benefits:

- ✔ Automatic placement depth of the fertiliser provides more comfort
- ✔ A more precise placement depth on heavy ground
- ✔ Short set-up times, since the coulters pressure on the fertiliser coulters is also applied on the seeding unit



The FerTeC Twin double disc fertiliser coulters with leaf spring overload protection
The placement depth is adjustable between 3 – 12 cm, and the maximum coulters pressure is 80 kg



FerTeC Twin HD, the double disc fertiliser coulters with coupled overload protection
The placement depth is adjustable between 3 – 15 cm, and the maximum coulters pressure is 200 kg

FertiSpot for the Precea precision air seeder



Fertiliser application well thought-out!

AMAZONE introduced the FertiSpot system in 2019 with targeted placement of the fertiliser under the plant. The system uses the fertiliser as efficiently as possible, especially in maize sowing. As a result of the increase in the use of precision sowing for other crops, AMAZONE has further developed the FertiSpot system. The new development provides synchronised placement of the fertiliser portions between the seeds with the result that the system enables high concentrations of fertiliser while protecting sensitive

crops from burning. In particular, this offers advantages in other crops such as sugar beet. Application between the seeds benefits all crops, especially in very dry soil conditions. If the fertiliser is placed too close to the seeds, it will deprive the plants of the necessary moisture, meaning that the seeds could dry out or have an insufficient supply of water.

Overview of FertiSpot with granular fertiliser

The Precea precision air seeder with FertiSpot for granular fertiliser placement has a fertiliser hopper with fertiliser metering just like the traditional precision air seeder. The metering regulates the desired application rate per hectare. This can be varied using application maps. In conjunction with individual row shut-off, the fertiliser can be switched off across each row in wedge-shaped fields and tapering headlands via Section Control.


The mineral fertiliser is transferred from the fertiliser metering system to the FertiSpot fertiliser portioning unit. The fertiliser flow, which continuously enters the portioning unit, is gathered together by a high-speed portioning rotor. It leaves the unit as a portion and is delivered to the fertiliser coulters. The control of the portioning unit and delivery of the seed are synchronised. Control is provided via the Precea ISOBUS control system. The further development of FertiSpot means that the fertiliser can now be delivered both as a portion directly under the plant as well as a portion between the seeds.




Use in various different crops

The ability to variably apply between the seeds means that the fertiliser can also be placed as a deposit for sensitive crops. Crops which are sensitive to fertiliser, such as rape or

sugar beet, can therefore be optimally supplied with a reduced amount of fertiliser.



FertiSpot fertilisation under plants



FertiSpot fertilisation between plants

Micro micro-granular applicator

Highest precision, even with small quantities





Micro micro-granular applicator with entry point in the row

The micro-granular applicators, each with its 17 l hopper capacity and 3 different metering rollers, provides point-accurate application for a variety of application materials. The micro-spreader can be used for distributing micro-nutrients, insecticides, slug pellets, etc.

The granules can be distributed at various entry points. The micro-granules are distributed directly in the seed row, together with the singled seed. A diffuser that applies the granules above the closed furrow is a further option for applying micro-granules.

The attachment directly to the coulters allows for integration of the entry points into the automated part-width section control. The quantity applied can also be controlled using application maps.



Micro micro-granular applicator with distribution through a diffuser

The benefits:

- ✔ Flexibility of the application due to the different entry points
- ✔ Convenient operation due to full integration in the ISOBUS machine control
- ✔ Yield optimisation due to rate control using application maps
- ✔ 55 l seed hopper combined with 17 l hopper capacity for the micro-granular applicator



Clearly structured incorporation of the micro-granular applicator in the work menu of the terminal



Simple filling of the hopper for micro-granules

FTender mounted front hopper

For universal use in seeding and soil tillage



FTender 2200 mounted front hopper with Precea 6000-2FCC precision air seeder

Advantages of the FTender

- ✔ High output due to the large hopper capacities of 1,600 l or 2,200 l
- ✔ The split hopper enables seed and fertiliser to be combined
- ✔ More flexibility and applications
- ✔ More comfort thanks to full ISOBUS implementation in the machine actuation
- ✔ Large opening enables quick and easy filling
- ✔ Comfortable and fast coupling and uncoupling
- ✔ Easily accessible metering unit
- ✔ Standard calibration on the machine
- ✔ Easy calibration is possible via the calibration button or TwinTerminal



FTender 1600 with a closed conveying system and pressurised hopper via the sealed hopper lid for high application rates

High output

AMAZONE offers a universal mounted front hopper for versatile use in the shape of the FTender with a capacity of 1,600 l or 2,200 l. The single tipped, mounted front hopper has an aerodynamic shape and allows for good forward visibility. This is useful when driving on roads as well as during turning in the field. The FTender is available in a pressurised hopper version. The advantage of the pressurised hopper lies in higher transfer rates, which is why its use is particularly recommended for bigger rates of fertiliser. The FTender is also available with a split hopper for even more permutations whilst sowing.

ISOBUS machine control – fully integrated or independent!

The machine control on the FTender takes place via ISOBUS. This means that the mounted front hopper can be easily operated intuitively and with all the advantages of ISOBUS communication. The FTender can therefore either have its own complete ISOBUS electronic system (ISOBUS autonomous) or be integrated in the electronic system of the sowing system behind (ISOBUS integrated).



Large opening of 1.1 m x 2.2 m for quick and easy filling of the FTender

One machine for many aspects of arable farming

The FTender from Amazone can be used with a variety of connected implements across a wide range of applications. Coupling and uncoupling is quick and easy thanks to the quick-release connectors on the hose pack.

Model	Capacity (l)	Hopper (m)	Conveying system
FTender 1600	1,600	single-tip	closed
FTender 2200	2,200	single-tip	closed
FTender 2200C	2,200	twin-tip	closed

For those who want more – FTender:

- ✔ Modular software and hardware for use with different connected implements
- ✔ Conveying systems for AMAZONE seed drills and precision air seeders for sowing cereals, rape, maize, beet or with soil tillage machinery for sowing catch crops and for deep fertilisation
- ✔ Overpressure system for optimum delivery rates
- ✔ Large hopper capacity for long periods of use
- ✔ FTender with tyre packer and/or additional weights



FTender 2200C with a split hopper for even more flexibility in sowing

Metering with the FTender

Comfortable & precise



Standard calibration on the machine

Electric metering with the FTender

The seed or fertiliser is metered by the electrically-driven metering unit underneath the seed hopper. Since the metering system is located right at the front under the hopper, it is easy to reach and enables quick and easy exchange of the metering cassettes – different metering cassettes are available for various seed types and fertilisers. The electrically-driven metering enables easy adjustment of the seed rate from the tractor cab, pre-metering in field corners and calibration at the touch of a button. Alternatively, the metering can be controlled fully automatically by application maps.



Simple exchange of the metering cassettes on the FTender

Calibration – simple and precise!

The standard aids, such as the weighing scales and the calibration bag, are securely stored on the front hopper. The calibration process can be easily carried out on the machine via the calibration button or via the TwinTerminal.

The benefits:

- ✔ Easy adjustment of the seed rate from the tractor cab via the electric drive
- ✔ Easy calibration via the calibration button or TwinTerminal
- ✔ Calibration kit included
- ✔ Simple emptying of residual amounts via the separate outlet and the residue emptying menu
- ✔ Easy exchange of the metering cassettes

- ❗ "Like the large hopper opening, the electrically-driven metering unit is easily accessible ..."

"In spite of the metering system being sealed in the pressurised hopper, the outlet can be shut off with a slide for changing the cell wheel – a great idea."

("profi" – Driving report "Everything for TwinTeC" · 1/2021)



Calibration by pushbutton



The calibration bag can easily be suspended under the metering unit

AMAZONE offers Comfort-Pack 1 with TwinTerminal 3.0 for the machine, in order to further simplify calibration and residue emptying. The TwinTerminal is mounted directly on the front hopper. The location of this offers a decisive benefit: the driver can now perform the operation and data input for the calibration check directly on the machine and no longer has to repeatedly get on and off the tractor.

The TwinTerminal 3.0 consists of a water- and dust-proof housing with a 3.2" display and four large keys for actuation.

The benefits:

- ✔ Easy calibration via the TwinTerminal without having to repeatedly get on and off the tractor



TwinTerminal 3.0

Another combination option for the FTender



FTender 1600 mounted front hopper with Cenius-2TX trailed cultivator

Optional equipment for complete versatility

Front packer, filling auger, cyclone separator



The FTender can be easily combined with many AMAZONE implements as well as those from other manufacturers



FTender with T-Pack F front tyre packer with optional parking rollers and optional air intake sieve



A filling auger with a folding reception hopper is available as an option. This allows easy filling direct from the trailer. The filling auger is securely closed with a lid in the transport position.



FTender in road transport – excellent visibility on the road and in the field



❗ "The front packer can also be conveniently locked in the upper position and so the tank lowered another 25 cm for a better view of the road – nice."
 ("profi" – Driving report "Everything for TwinTeC" - 1/2021)

T-Pack F front tyre packer – reconsolidation between the tractor wheels

AMAZONE also offers the FTender with the T-Pack F front tyre packer as an option. The FTender with a front tyre packer with passive steering shows its strengths as a seed hopper during sowing and ensures good reconsolidation between the tractor wheels.

Advantages of the T-Pack F front tyre packer:

- ✔ Good reconsolidation between the tractor wheels
- ✔ No restrictions in the field of view at the front thanks to the integrated raised transport position
- ✔ Load relieved from the front axle of the tractor during sowing
- ✔ Additional ballasting possible
- ✔ Simple and safe uncoupling of the front tyre packer allows solo operation

Optimum field of view

The extremely compact design of the FTender allows comfortable handling of the large mounted front hopper. Even the front tyre packer is integrated in such a way that its transport position does not restrict the field of view.

Cyclone separator

The optionally available active dust separator reduces the dust load in the conveyor system and increases operational reliability, especially in dry operating conditions.

Additional weights

Optional additional weights allow the mounted front hopper to be ballasted with up to 900 kg. Ballasting of up to 300 kg is possible for the FTender with the T-Pack F front tyre packer.




FTender with T-Pack F front tyre packer in the working position



FTender with T-Pack F front tyre packer in the transport position

- ✔ Field of view improved by 25 cm



Optional additional weights

Pinpoint solution!

FT-P autonomous front tank and liquid fertiliser kit



Testimonial from Lars Eikelboom! QR code for the video

FT-P 1502 autonomous front tank

The FT-P 1502 front tank is the ideal partner for any simultaneous machine operation with liquid products. These include hoes with band sprayers, seed drills with liquid fertiliser equipment and many others.

Large tank and high-capacity pump

The FT-P 1502 front tank with a nominal volume of 1,500 l (actual volume 1,660 l) is equipped with a hydraulically-driven 180 l/min piston diaphragm pump designed to be self-contained. The oil requirement for operating the pump is 35 l/min.

Part-width valve chest interface

A part-width valve chest with 2 to 6 part-width sections can be fixed on to any connected implement. The attached implement can be disconnected via a joining socket on the front of the valve chest leaving the part-width valve chest fixed to the machine. The valve always remains with the implement when the implement is changed. The working spectrum of the FT-P 1502 front tank covers an application rate of 5 to 100 l/min at a working pressure of 2.0 to 8.0 bar.

Liquid fertiliser kit

AMAZONE offers liquid fertiliser equipment for the Precea, in order to apply liquid fertiliser when sowing maize. The equipment consists of a rotating cassette for the quick changeover to a different size, pipe routing to the fertiliser coulters and an injection needle in the fertiliser coulters.



FT-P 1502 autonomous front tank



Liquid fertiliser kit on the FerTeC Twin fertiliser coulters

Operation made easy!



Standard hydraulics or Comfort hydraulics

Depending on the choice made, the hydraulic system is available in two versions. There is the entry-level standard hydraulics, where every function has to be actuated from a spool valve on the tractor. For tractors with a limited number of spool valves, the Comfort hydraulics can be selected. Here the functions of wing and track marker folding can be combined via an electric changeover valve supplied by one spool valve.

Advantages of the Comfort hydraulics:

- ✔ Fewer spool valves required
- ✔ Increased operational comfort through preselection of the function in the ISOBUS machine actuation
- ✔ Simple and fast change of any function

AmaCheck – ever watchful

The AmaCheck in-cab terminal was specially developed for monitoring the Precea Special and its mechanical singling drive and mechanical fertiliser metering system. No ISOBUS system is required on the tractor. The terminal is very clearly laid out and can be conveniently operated.

Functions of the AmaCheck:

- ✔ Precise monitoring of the seed placement accuracy
- ✔ Fill level monitoring
- ✔ Speed display
- ✔ Hectare meter



AmaScan 2 – top of the class even without ISOBUS

AMAZONE offers an optimum solution for the Precea Special without ISOBUS control in the shape of the AmaScan 2 in-cab terminal. The simple operation is the tailored solution for machine operation without ISOBUS and yet still provides a high level of comfort. AmaScan 2 offers even more functions than the AmaCheck operator terminal.

Functions of AmaScan 2:

- ✔ Precise monitoring of the seed placement accuracy
- ✔ Fill level monitoring
- ✔ Speed display
- ✔ Hectare meter
- ✔ Fertiliser monitoring
- ✔ Incorporation of a micro-granular applicator



MEMBER OF



ISOBUS as the basis for intelligent communication

One language, many benefits!

Each ISOBUS-enabled machine from AMAZONE comes with the latest technology and almost unlimited possibilities. It makes no difference whether you use an operator terminal from AMAZONE or an ISOBUS terminal fitted directly in the tractor. ISOBUS is an internationally recognised standard for communication between the operator terminal, tractors and connected implements on the one hand and Farm Management Information Systems on the other.

Operation with a wide variety of ISOBUS terminals

Which means that ISOBUS enables you to take control of all your ISOBUS compatible equipment. You only have to connect the machine to the respective ISOBUS terminal and the usual operator interface appears on the monitor in your tractor cab.

Benefits of ISOBUS at a glance:

- ✔ This worldwide standard provides a uniform interface and data exchange format that ensures compatibility even with third party manufacturers
- ✔ Plug and Play between machine, tractor and additional ISOBUS implements





Perfectly developed machine operation from AMAZONE

AMAZONE machinery and operator terminals offer a range of functions which are very easy and safe to operate:

- ✔ Highest compatibility and function flexibility of your ISOBUS equipment
- ✔ No additional modules on the machine side. All ISOBUS machines from AMAZONE come ready-equipped with the necessary ISOBUS functions as standard
- ✔ Practice-oriented machine software and logical menu structure
- ✔ MiniView display with all AMAZONE terminals and additional ISOBUS terminals. See, for instance, the machine data in the map view
- ✔ Possibility of operating the machine via the tractor terminal or a twin terminal solution
- ✔ Flexible assignment of the map and machine view between the tractor terminal and the operator terminal
- ✔ Unique operating concept. Freely configurable displays and individual user interfaces for each driver
- ✔ Useful additional functions such as automatic boom lowering on AMAZONE crop protection sprayers
- ✔ Integrated TaskController data logger function



Clearly-structured AMAZONE machine operation

Advantages of the AMAZONE machine software:

- ✔ User-oriented and intuitive
- ✔ Tailored to the machine
- ✔ Function scope above and beyond the ISOBUS standard

Clear display of the work menu in the AMAZONE machine operation



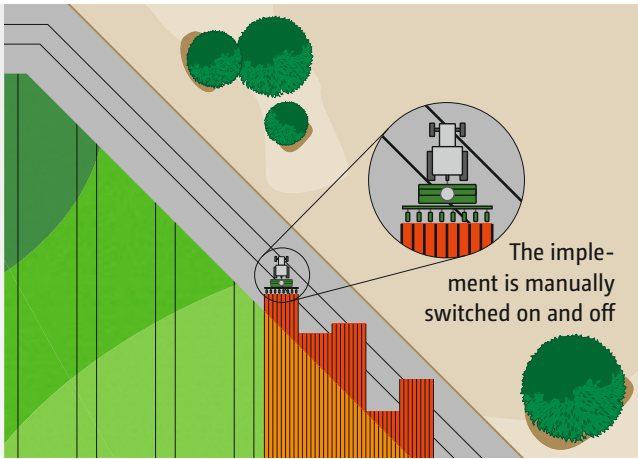
Automatic individual row shut-off via GPS-Switch



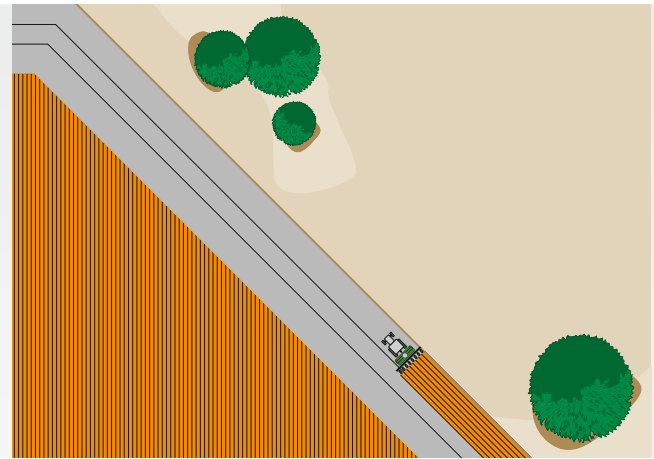
Accurate placement of the seed

Precise sowing is very important, in order to avoid over- and under-sowing in critical areas. A solution for precise placement is offered by the individual row shut-off of the Precea. This enables each row to be individually controlled

and switched off or on. This means that a considerable amount of seed is saved, especially in wedge shaped fields and on the headland. Each row corresponds to a switchable part-width section.



Over- or under-sowing with manual on/off control without GPS-Switch



Position-dependent, automatic switching on and off of each seed row using GPS-Switch

If the operating terminal facilitates Section Control, such as GPS-Switch part-width section control from AMAZONE, the part-width sections are activated completely automatically and in relation to the GPS position. Once a field has been created, and then in automatic mode, the driver can concentrate fully on the operation of the towing vehicle, since the part-width sections are switched automatically in wedge shaped fields and on headlands.

Benefits of automatic part-width section control:

- ✔ Stress relief on the driver
- ✔ Increase in precision, at night or at higher speeds
- ✔ Fewer overlaps and gaps
- ✔ Saving on input costs
- ✔ Less crop damage and less environmental pollution

❗ "With Section Control, the ISOBUS terminal takes a lot of pressure away from the driver."

("dlz agrar magazine" – test report ZA-TS fertiliser spreader · 02/2017)

GPS-Switch

With GPS-Switch, AMAZONE offers GPS-based, fully automatic, part-width section control for all AMAZONE operator terminals and ISOBUS-compatible fertiliser spreaders, crop protection sprayers or seed drills.

GPS-Switch basic

- ✔ Automatic part-width section control with up to 16 part-width sections
- ✔ Creation of a virtual headland
- ✔ Automated boom lowering with an AMAZONE crop protection sprayer
- ✔ Optional with AmaTron 4

GPS-Switch pro (as an add-on to GPS-Switch basic)

- ✔ Automatic part-width section control with up to 128 part-width sections, particularly for crop protection sprayers with individual nozzle control
- ✔ Marking of obstacles (e.g. water holes, pylons)
- ✔ Auto-zoom when approaching the headland
- ✔ Optional with AmaTron 4



Optimum seed placement on the headland thanks to the automatic individual row shut-off

Workday made easy –

Make the most of the possibilities!

GPS-Maps&Doc

All standard ISOBUS terminals from AMAZONE can collect and save machine and site-specific data using Task Controller. Part-area, site-specific operation via application maps in either Shape file or ISO-XML formats is also possible.

- ✔ Easy creation, loading and processing of jobs
- ✔ Start a new task straight away and decide later whether the data is to be saved or not
- ✔ Import and export jobs in ISO-XML format
- ✔ Job summary via PDF export
- ✔ Intuitive system for processing application maps in either Shape file format and ISO-XML format
- ✔ Automatic part-area, site specific regulation of the application rate
- ✔ Indication of inactive field boundaries and automatic field detection when approaching the vicinity
- ✔ Optimum crop management via needs-based application
- ✔ Available as standard with AmaTron 4



GPS-Track

The GPS-Track parallel guidance greatly helps with orientation in the field, especially on grassland or in areas without tramlines.

- ✔ With a virtual light bar in the status bar
- ✔ Automatic tramline control via GPS for seed drills
- ✔ Various track modes such as A-B lines or contour following
- ✔ Optional with AmaTron 4

AmaCam

Software licence for displaying a camera image on AmaTron 4.

- ✔ Automatic display of the camera image on AmaTron 4 when reversing



AmaTron 4

Manager 4 all



Simple and convenient operation as intuitive as your tablet

Why not handle a terminal as intuitively as a tablet or a smartphone? With this in mind, AMAZONE has developed the operator-friendly AmaTron 4 which offers a noticeably smoother operational procedure, especially when it comes to job management. The AmaTron 4, with its 8" multi-touch colour display meets the highest expectations and offers maximum user-friendliness. A swipe of the finger or use of the App carousel allows quick changes between applications and the simple and clearly structured operating menu. A useful MiniView, a freely configurable status bar as well as a virtual light bar make the use of the AmaTron 4 particularly clear and convenient.

Machine operation (UT, Universal Terminal) in day and night mode

Benefits of AmaTron 4:

- ✔ Automatic full screen mode when not being touched
- ✔ Automatic display of the touch buttons via a proximity sensor
- ✔ Practical MiniView concept
- ✔ Actuation via the multi-touch colour display or soft keys
- ✔ Particularly intuitive and user-friendly
- ✔ Field-related documentation
- ✔ Practice-oriented and intelligent menu navigation
- ✔ Practical quick-start menu with import and export of job data, help windows, day/night mode and the AUX-N assignment
- ✔ One camera input and automatic reversing detection
- ✔ Free trial period for all chargeable licences
- ✔ AmaTron Connect – for the optional entry into the digital age

Equipped as standard with:

GPS-Maps&Doc



AmaPilot+ – everything in the one hand!

Thanks to the AUX-N feature, you can operate multiple functions on the machine via AmaPilot+ or any other ISOBUS multi-function joysticks.

Advantages of AmaPilot+:

- ✔ Nearly every function is controlled directly via the 3 levels
- ✔ Adjustable palm rest
- ✔ Freely-programmable, individual key layout

AmaTron Connect

New ways of comfortable networked operation

With AmaTron Connect, AMAZONE provides a digital interface to a smartphone or tablet. The mobile device and AmaTron 4 are simply connected as a hotspot. AmaTron Connect enables use of the AmaTron Twin App as well as data exchange via agrirouter and the myAmaRouter App.

AmaTron Twin App Clear display enhancement

The AmaTron Twin App offers the driver even more comfort during work, as any GPS functions in the map view can also be operated via a mobile device, e.g. a tablet, in parallel with machine operation on the AmaTron 4.

Now download the free App and try the DEMO in the App.



Alternative map views with AmaTron Twin – clear display of the machine and its part-width sections, as well as buttons on the right hand side of the mobile device.



Everything in view at all times with the AmaTron Twin App and the holder kit for a tablet for rigid mounting on the AmaTron 4

Advantages of the AmaTron Twin display enhancement:

- ✔ Use of an existing mobile device
- ✔ Greater clarity – all applications in sight
- ✔ Comfortable control of the GPS functions in the map view, in parallel, via the mobile device
- ✔ Clear, authentic representation of the working machine and its part-width sections

agrirouter –

the independent data exchange platform for agriculture



Watch the video for more details

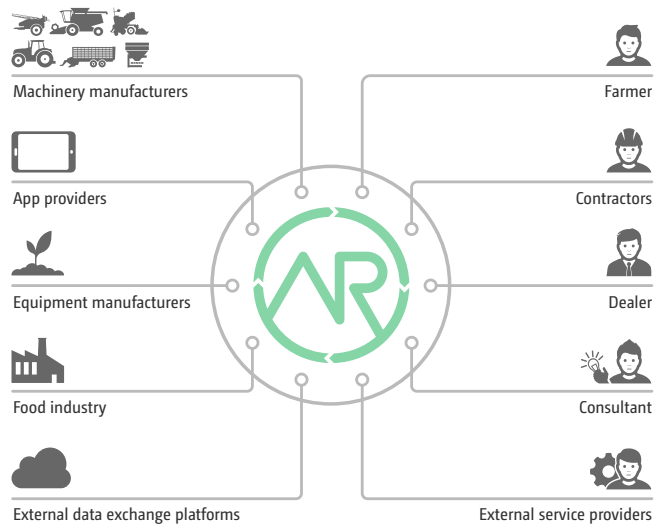
Secure data exchange

agrirouter is an independent data exchange platform for farmers and contractors. It enables simple and cross-manufacturer data exchange between machines and agricultural software applications, thereby reducing administration. The user retains full control over the data at all times.

myAmaRouter App

For the on-line transfer of data between AmaTron 4 and agrirouter

The myAmaRouter App enables data to be exchanged between the AmaTron 4 ISOBUS operator terminal and the agrirouter manufacturer-independent data exchange platform. If an AMAZONE machine is to be used to carry out a task with job data (e.g. application maps), the data can be easily transmitted from a Farm Management Information System (FMIS) to AmaTron 4 via agrirouter and the myAmaRouter App. After the work has been completed, the job can be sent back and is available for documentation in an agricultural software application.



The manufacturer-independent agrirouter enables secure and uncomplicated data exchange.

Benefits of agrirouter:


- ✔ Simple data exchange between the AmaTron 4 ISOBUS operator terminal and the manufacturer-independent agrirouter data exchange platform
- ✔ Easy and rapid transfer of job and task data without the need for a USB stick
- ✔ More flexibility in data exchange and documentation

Uncomplicated data transfer. Transparent and secure!



Precea

Equipment for every application



The LED work lights provide good illumination in the dark

Lights for road travel

The Precea lighting for road transport fulfils all road traffic requirements concerning transport safety. As an option, the Precea can be equipped with LED road traffic lights. Internal hopper lighting is also available.

LED work lights – night becomes day

Optional work lights on the seed hopper provide excellent visibility for the operator at night. By pivoting the LED lights, the working area to the side and behind the seed drill combination can be optimally lit.



Frame ballasting

The optional frame ballasting system allows stepless weight transfer from the tractor cab. Up to 600 kg is available when the machine is almost empty to ensure that the coulters can maintain that first-class work. The frame ballasting is especially recommended for use alongside hydraulic coulters pressure adjustment.

The benefits:

- ✔ Even placement, even when the fertiliser hopper is running empty
- ✔ Comfortable handling

HD tractor wheel mark eradicators

The optional HD tractor wheel track eradicators are useful for when working on compaction-sensitive soils and for reduced working depth. Overload protection ensures a constant trip force in all positions.

The benefits:

- ✔ Intense loosening directly behind the tractor track
- ✔ High flexibility with 3 different point options
- ✔ Vertically and horizontally adjustable



Narrow share, diamond share and wing share



Tractor wheel track eradicators for loosening compacted wheel marks



Precea in work with tractor wheel mark eradicators

Technical data: Precea precision air seeder



Model	Precea 3000	Precea 3000-FCC	Precea 3000-A	Precea 3000-AFCC	Precea 3300
Equipment option	Special/Super	Super	Super	Super	Special/Super
Frame execution	rigid	rigid	Harrow-mounted seeder	Harrow-mounted air seeder + mounted front hopper	rigid
Working width (m)	2.70–3.20		3.00		3.80
Number of sowing units	4, 5, 6		4, 5, 6		5, 7
Possible row spacing (cm)	45, 50, 60, 65, 70, 75, 80		50, 60, 75	50, 60, 70, 75	50, 70, 75
Transport width (m) on 75 cm row spacing	3.00		3.00		3.30
Transport length from (m)	2.00		3.05		2.00
Singling drive	Special mechanical / Super electric	electric			Special mechanical / Super electric
Drive: fertiliser metering	Special mechanical / Super electric	electric			Special mechanical / Super electric
Operational speed (km/h)	Special 3–12 / Super 3–15	up to 15	3–15	3–12	Special 3–12 / Super 3–15
Seed spacing	3.1 cm to 86.9 cm depending on the singling disc used				
Singling unit	Singling discs for maize, sunflowers, sugar beet, rape, soya, sorghum, field beans, peas				
Fertiliser hopper capacity (l)	950/1,250		950	1600/2200	950/1,250
Seed hopper capacity (l)	55/70				

Illustrations, content and technical data are not binding and may differ depending on the level of equipment. Country-specific road traffic regulations apply and must be complied with, meaning that special approval may be required. The permissible axle loads and total weights of the tractor should be checked. Not all the listed combination options are possible with all tractor manufacturers.

Technical data: Precea precision air seeder

Model	Precea 4500	Precea 4500-2			Precea 4500-2FCC		
Equipment option	Special/Super	Special/Super			Super		
Frame execution	rigid	single	double	variable*	single	double	variable*
Working width (m)	3.50–4.80	3.60–4.80	4.20–4.80	2.70–4.80	3.60–4.80	4.20–4.80	2.70–4.80
Number of sowing units	5, 6, 7, 8	6, 7					
Possible row spacing (cm)	45, 50, 60, 65, 70, 75, 80	60, 65, 70, 75, 80	60, 70, 75, 80	45–80	60, 65, 70, 75, 80	60, 70, 75, 80	45–80
Transport width (m) on 75 cm row spacing	4.50	3.30	3.00		3.30	3.00	
Transport length from (m)	2.00			2.30	2.00		2.30
Singling drive	Special mechanical / Super electric				electric		
Drive: fertiliser metering	Special mechanical / Super electric				electric		
Operational speed (km/h)	Special 3–12 / Super 3–15				3–15		
Seed spacing	3.1 cm to 86.9 cm depending on the singling disc used						
Singling unit	Singling discs for maize, sunflowers, sugar beet, rape, soya, sorghum, field beans, peas						
Fertiliser hopper capacity (l)	950 / 1,250	950 / 1,250 or 1,600 / 2,000					
Seed hopper capacity (l)	55 / 70						

* Only available as Super version

Illustrations, content and technical data are not binding and may differ depending on the level of equipment. Country-specific road traffic regulations apply and must be complied with, meaning that special approval may be required. The permissible axle loads and total weights of the tractor should be checked. Not all the listed combination options are possible with all tractor manufacturers.



Model	Precea 6000	Precea 6000-2	Precea 6000-2CC	Precea 6000-2FCC	Precea 6000-2AFCC
Equipment option	Special/Super	Special/Super	Special/Super	Super	Super
Frame execution	rigid	folding			folding
Working width (m)	5.40–6.20	5.40–6.80			6.00
Number of sowing units	8, 9, 12	8, 9, 12	8, 9	8, 9, 12	8
Possible row spacing (cm)	45, 50, 60, 65, 70, 75, 80	45, 50, 60, 65, 70, 75, 80	60, 70, 75, 80	45, 50, 60, 65, 70, 75, 80	75
Transport width (m) on 75 cm row spacing	6.20	3.00			3.30 m mechanical coulters pressure/3.00 m hydraulic coulters pressure
Transport length from (m)	2.00		2.50	2.00 + FTender	3.25
Singling drive	Special mechanical / Super electric			electric	
Drive: fertiliser metering	Special mechanical / Super electric			electric	
Operational speed (km/h)	Special 3–12/Super 3–15			3–15	3–12
Seed spacing	3.1 cm to 86.9 cm depending on the singling disc used				
Singling unit	Singling discs for maize, sunflowers, sugar beet, rape, soya, sorghum, field beans, peas				
Fertiliser hopper capacity (l)	950/1,250	–	950/1,250	1,600/2,200	1,600/2,200
Seed hopper capacity (l)	55/70				55

Illustrations, content and technical data are not binding and may differ depending on the level of equipment. Country-specific road traffic regulations apply and must be complied with, meaning that special approval may be required. The permissible axle loads and total weights of the tractor should be checked. Not all the listed combination options are possible with all tractor manufacturers.



AMAZONE



Illustrations, content and technical data are not binding and may differ depending on the level of equipment. Country-specific road traffic regulations apply and must be complied with, meaning that special approval may be required. The permissible axle loads and total weights of the tractor should be checked. Not all the listed combination options are possible with all tractor manufacturers.



AMAZONEN-WERKE H. DREYER SE & Co. KG

P. O. Box 51 · 49202 Hasbergen-Gaste/Germany

Phone +49 (0)5405 501-0 · Fax +49 (0)5405 501-193