



**AMAZONE**

Mounted crop protection sprayer **UF**



# UF mounted crop protection sprayer

The reliable classic



- ✔ On request, all new AMAZONE sprayers can be provided with an official sprayer proficiency certificate. The proficiency certificate meets current EU regulations according to EN ISO 16122, which is, for European member states, supported also with the CEMA label.

The compact UF mounted crop protection sprayer, with a tank capacity of 900 l or 1,200 l, is characterised by its sturdy construction and lightweight design. With a choice of Q-Plus, Super-S1 or Super-S2 booms, and in boom widths from 12 to 24 m, the UF is a machine that caters for a wide ranging size of farm.



# UF

## slick – sleek – sly

|  | Page |
|--|------|
| The advantages at a glance   | 4    |
| The models   | 6    |
| Technology   Spray agent tank                                      | 8    |
| Technology   Tank  | 10   |
| Technology   Operator station                                      | 12   |
| Operation   Induction, agitation, cleaning                         | 14   |
| Control   AmaSet <sup>+</sup>   AmaSpray <sup>+</sup>   ProfiClick | 16   |
| ISOBUS   | 18   |
| Boom   | 28   |
| Pressure recirculation system                                      | 36   |
| Nozzles  | 38   |
| Liquid fertiliser equipment  | 40   |
| Front tank   Advantages  | 42   |
| Technical data   | 44   |

❗ “Also in work, the level of specification available is the major bonus. From mechanical operation right through to ISOBUS communication with Section Control – anything is possible.”

(dlz agrar magazine – Field test UF 1201  
“Super also in small widths” · 05/2016)



**INTERACTIVE DRIVER TRAINING**  
[www.amazone.net/smartlearning](http://www.amazone.net/smartlearning)

# UF 01

The compact and reliable mounted crop protection sprayer

Boom widths from

**12 to 24 m**



With FT front tank

up to **2,200 litres**

## The advantages at a glance:

- ⊕ Robust construction but lightweight design
- ⊕ Light and smooth polyethylene spray agent tank with favourable centre of gravity
- ⊕ Sprayer boom in superbly light, superbly strong and superbly compact profile construction
- ⊕ Outstanding boom suspension for an exceptional boom ride
- ⊕ Maintenance-friendly self-priming piston diaphragm pump which can run dry
- ⊕ Induction bowl with Power Injector, for quick, safe and accurate operation
- ⊕ Extendable to 2,200 litres with the FT front tank – for even higher outputs

Spray agent tank either

**900 or 1,200 litres**



**MORE INFORMATION**  
[www.amazone.net/uf](http://www.amazone.net/uf)

# The choice is yours


The UF 901 or UF 1201 mounted crop protection sprayers



AMAZONE field sprayers fulfil the demands of the crop protection regulations, the guide lines of the Julius Kühn Institute and the highest European test standards (ENTAM certification).

On request AMAZONE field sprayers are provided with an official certificate of inspection for crop protection sprayers.



- 
 “Those people who like to look into the tank from above can do this without any danger thanks to the standard ladder with platform and handles.”

(dlz agrar magazine – Field test UF 1201  
 “Super also in small widths” · 05/2016)

UF 901  
 1,050 litres

UF 1201  
1,350 litres



- ❗ “Those using the machines rated the build quality and the paint finish of the machines as very good. The highest rating was also given for service life, the ease of mounting and dismounting from the tractor as well as the manoeuvrability and compactness. Furthermore, the boom width and the unproblematic suspension were also praised.”

(Quotation: BBA recognition 2006)



- ❗ “The UF 1201 with the Super-S1 boom is an uncomplicated sprayer designed in particular for medium-sized farms and which is easy to operate thanks to ProfiClick and the AmaSpray+ in-cab terminal.”

(“dlz agrar magazine” – Field test of UF 1201  
“Super also in small widths” · 05/2016)

**So easy:  
mount up, fill and off we go!**



- ✔ **Functional spray agent tank**
  - Slim tank with a favourable centre of gravity
  - Smooth tank walls for easier cleaning inside and outside
  - Minimised residual volumes even on slopes due to the optimised design
  - Effective agitation capacity and JKI-certified





Quick coupler system

“Once again, we really liked the solid transport wheels from Amazone.”  
 (profi – Practical test “5 mounted sprayers in comparison” · 12/2012)

**Just a few connections.  
 Quickly and safely.**

With a few connections you can quickly and safely attach the UF on to the tractor. Sufficient space between the tractor and the sprayer makes attaching easy.

The rolling device makes it easy to move the sprayer. The optional quick coupling system and the TeleSpace PTO shaft provide an even faster and easier attachment to the tractor. All the cables and hoses are clearly and unmistakably arranged.

The 120 litre fresh water tank is located on the right-hand side under the spray agent tank. The convenient positioning on the right allows easy filling at ground level. If required, the fresh water tank can also be filled via the fill port on the left.



UF 1201  
 24 m Super-S2 boom

Clean water tank

Induction bowl

# Everything is functional when in orange and green

Fast and safe filling




✔ Filling via the suction hose

The sprayer can be filled using the suction hose via the 2" suction port. The liquid flow is routed in such a way that during the filling procedure there is always clean water available at the induction bowl.

❗ "In terms of filling capacity, the sprayer from Amazone is right out in front."

(profi – Practical test "5 mounted sprayers in comparison" · 12/2012)



### Option: fill port

For filling from a pressurised hose, a fill port with either a Geka or Camlock coupling is available as an option. This connection can be used to fill the fresh water tank simultaneously from the left-hand side.

### Piston diaphragm pumps

The piston diaphragm pumps run perfectly happily when dry and are liquid fertiliser safe. The design of the pumps simultaneously ensures an even, high delivery capacity with a high filling performance and quiet operation even under high pressure.

Pumps with an output capacity of 160, 210 and 250 l/min are available. The oil reservoir for the pump is positioned within the field of vision of the driver for easy monitoring of the pump from the tractor cab.

### Fill level indicator

The fill level indicator can be read via the pointer and electronically via the operator terminal.



- ✔ A 2" discharge port for quick emptying under pressure, e.g. for transferring to a front tank, can also be supplied (option).

# Operator station UF

Clear and simple via the SmartCenter

## All functions are controlled with only three levers:

- 1) **Pressure Vario-Control valve** for filling, inducting, spraying, internal or external cleaning
- 2) **Quick emptying** (option) for emptying the spray liquid tank with the aid of the pump
- 3) **Agitation valve** for the infinitely variable setting of the agitation intensity via the self-cleaning pressure filter.  
Integrated additional function: Specific draining of the pressure filter
- 4) **Suction Vario-Control valve** for drawing from the spray agent tank, from the fresh water tank or via the suction hose.  
Integrated additional function: Pressure-free residue draining and venting of the suction filter.



- ✓ **SmartCenter** – Clearly arranged and user-friendly.  
All control elements are logically and unmistakably arranged directly to the front left-hand side of the sprayer.  
The valves are all marked with self-explanatory symbols to avoid operational errors. Compare!

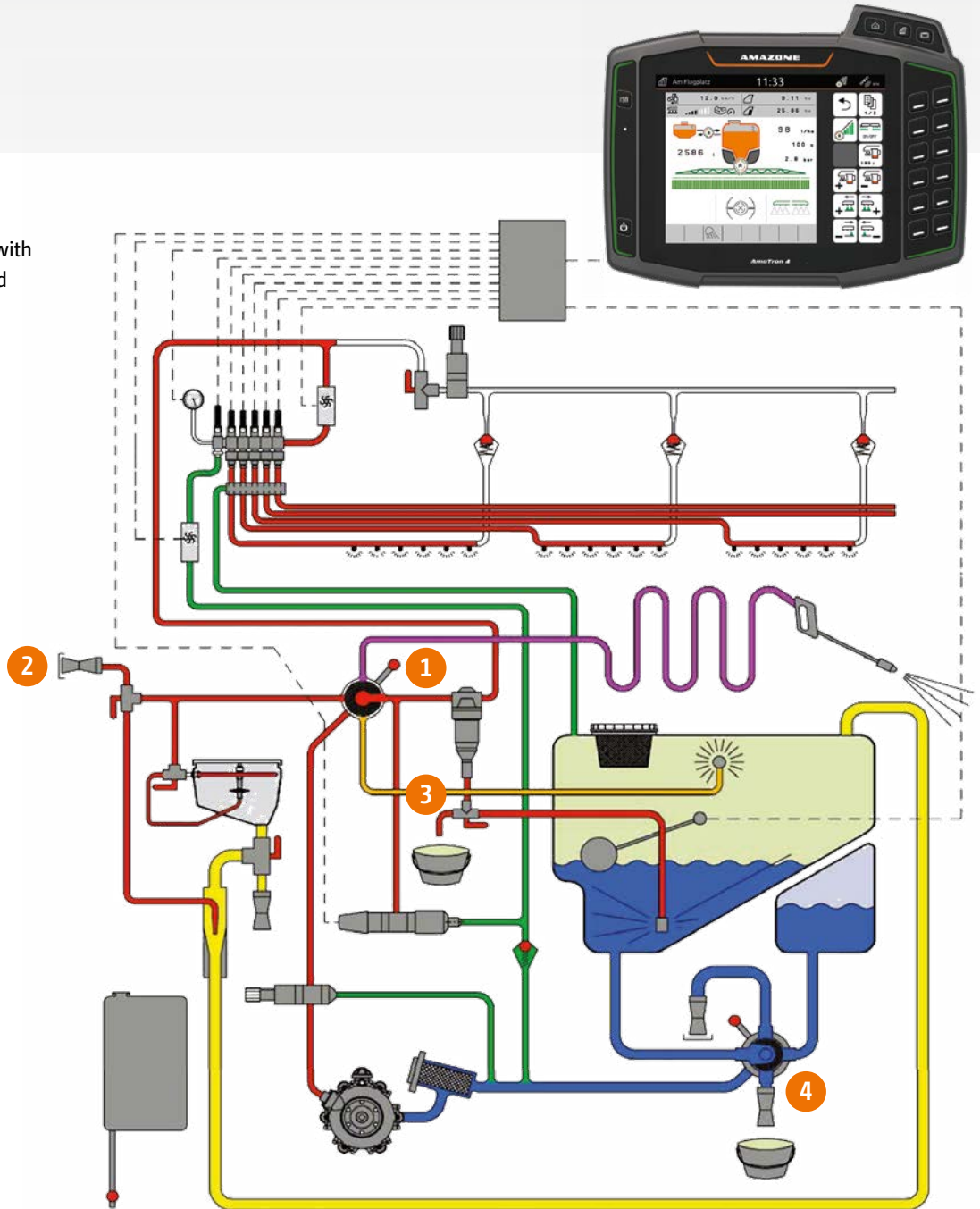
- ! "All the valves and taps are located on the left hand side which means less walking."

(dlz agrar magazine – Field test UF 1201  
"Super also in small widths" · 05/2016)

# UF liquid circuit

✓ AmaTron 4 – execution with DUS, quick emptying and external wash down kit

- Suction side
- Pressure side
- External cleaning
- Internal cleaning
- Return flow
- Filling venturi



✓ Liquid circuit UF – logical and convenient

The liquid circuit of the UF series has been optimised for operator friendliness and lowest residual sprayer volumes. Cleaning can be carried out with a partially filled tank, and the suction and pressure filters can be emptied before opening the filter housing.

# Exact mixing of the spray agents

## Quick and safe with the induction bowl

The 55 litre induction bowl offers fast and clean working and is very easily accessible from the front left of the central operator control panel.



A high fill rate is obtained with the venturi. The same professional induction bowl is used on the UX Special trailed sprayer.



### Induction

Powdery agents and high rates of granular fertiliser are quickly and safely dissolved via the rinse ring and simultaneously inducted at high capacity. Three additional jets provide the spill-free and effective induction. Stepless adjustment of the delivery and induction rates.

- ❗ “The three additional mixing nozzles provide a high agitation effect and allow the induction of agents difficult to dissolve. Practical thinking: when closed, the canister flushing also cleans the lid and the induction bowl.”

(dlz agrar magazine – Field test UF 1201  
“Super also in small widths” · 05/2016)

### ✓ Pressure filter

The self-cleaning pressure filter is standard equipment. The agitator tap also enables the specific draining of the pressure filter. This allows the filter to be checked without any leakage of spray agent – especially when the tank is full.

### Canister cleaning

For unproblematic cleaning of the spray agent canisters and for full utilisation of the contents, the canisters are flushed using the rotary nozzle. With this nozzle, the induction bowl can be cleaned even when the lid is closed. A dead man’s control keeps the user safe.



## Stepless hydraulic main agitator

The intensity of the hydraulic agitator can be steplessly reduced down to nothing in order to avoid any foaming of the crop protection agent or to facilitate spraying out the remaining tank contents.

On AMAZONE crop protection sprayers, the unsprayed plant protection agent is delivered back via the return flow into the suction system. In this way any unintended agitation of the spray liquid via the return flow is prevented.



## Internal and external cleaning

The standard internal tank cleaning system with rotary nozzle ensures quick and effective washing out. Smooth tank walls without apertures and indentations ensures reliable function and simple checking.

The optionally available spray lance allows the thorough external cleaning of the sprayer immediately after operation whilst still in the field. The 20 m hose reel supplies a working pressure of 10 bar to enable effective cleaning with little water consumption.




# AmaSet<sup>+</sup> control box

## AmaSet<sup>+</sup> – simple and reliable

The AmaSet<sup>+</sup> control box is a convenient component in ensuring user-friendly and environmentally sensitive crop protection application. All important spraying functions being controlled remotely from the tractor cab. The sprayer is comfortably controlled and monitored from the tractor cab. Within the same tractor gear the spray rate (l/ha) remains constant.

### The benefits:

- ✔ Digital pressure indication
- ✔ Overall and part-width section control
- ✔ Up to 7 part-width sections
- ✔ Electric in-cab pressure adjustment
- ✔ Display of boom position and locking status



### Additional functions (with optional equipment):


- ✔ Pre-select fold for independent boom folding
- ✔ End or boundary nozzle for the Super-S boom (alternatively with pre-select fold)
- ✔ Fold and tilt via 1 double-acting spool valve (electro-hydraulic changeover valve)

# High-tech valve chests



### ✔ Manually-actuated HB valve chest

The manually operated valve chest allows spraying without any electrical power supply. The main switch, the manual pressure adjustment and the switching on and off of either three or five boom part-width sections are arranged in a clever, ergonomic manner. Due to the equal pressure system the spray rate per hectare remains constant when switching on and off the part-width sections.



### ✔ Electrical remote controlled NG part-width section valves

The NG equal pressure control unit for the AmaSet<sup>+</sup> control box is centrally positioned in the middle of the boom. Ultramodern motor valves allow the fast, drip-less on/off control. Matching the equal pressure valve chest to the nozzle size is quickly and easily carried out via the colour coordinated dials.



### ✔ Electrical remote controlled TG part-width section valves

Cutting-edge valve technology available for ISOBUS control and AmaSpray<sup>+</sup>. The part-width boom sections are switched, on and off, quickly and drip-free via electric motor valves with pressure relief. The amount applied is accurately and directly controlled by the operator terminal for all situations. A unit with equal pressure compensation is not required with this system.



# AmaSpray<sup>+</sup> operator terminal

## AmaSpray<sup>+</sup> – simple and versatile

AmaSpray<sup>+</sup> enables the simple yet fully automatic control of the UF. Switches integrated into the operator terminal enable the control of 5, 7 or 9 part-width sections. The AmaSpray<sup>+</sup> has a digital pressure display and a digital tank level indicator. It records the quantity applied and area worked. The hydraulic functions are operated using the spool valves on the tractor. Boom tilt and pendulum lock are also displayed in the AmaSpray<sup>+</sup>. As an option, AmaSpray<sup>+</sup> enables one-sided folding of the boom or, alternatively, access to the boundary and end nozzle spraying systems.

The AmaSpray<sup>+</sup> operator terminal with serial Interface can also be used for the automatic documentation (ASD) and part area site-specific application via a GPS terminal.



- ❶ “The sprayer can be comfortably operated with the AmaSpray+ in-cab terminal in combination with ProfiClick.”

(dlz agrar magazine – Field test UF 1201  
“Super also in small widths” · 05/2016)

### The benefits:

- ✔ Single, high-contrast, backlit screen
- ✔ Overall and part-width section on/off
- ✔ Up to 9 part-width sections
- ✔ Digital pressure indication
- ✔ Digital fill-level indicator
- ✔ Display of boom position and lock status
- ✔ Hectare meter (total and daily counter)
- ✔ +/- 10 % key
- ✔ Field record management system

### Additional functions (with optional equipment):

- ✔ Pre-select fold for independent boom folding
- ✔ End or boundary nozzle for the Super-S boom (alternatively with pre-select fold)
- ✔ Fold or tilt via 1 double-acting spool valve (electro-hydraulic changeover valve)
- ✔ ASD inside: serial interface for documentation and GPS terminal versatility

# ProfiClick

## The small switchbox with a huge comfort factor

The new ProfiClick control box provides simple and precise operation of the hydraulic functions of the boom on AMAZONE crop protection sprayers.

It is available in combination with the electro-hydraulic pack “Profi-fold 1” for the entire crop protection sprayer product range from AMAZONE. All the operational functions of the ProfiClick switchbox are ergonomically arranged and directly linked with that function. The potentiometer for the re-adjustment of boom tilt can be controlled on the move without looking thanks to the centre position via a detent function. So the driver can concentrate perfectly on driving.



- ✔ ProfiClick control box  
– Actuation of the boom functions via the oil circuit

- ❶ Ergonomic hand support
- ❷ On/off
- ❸ Boom pendulum lock
- ❹ Boom fold
- ❺ Boom up/down
- ❻ Boom tilt

# ISOBUS –

Machine operation in the digital age

MEMBER OF



## One language, many benefits!

Each ISOBUS-enabled machine from AMAZONE comes with the latest technology and almost unlimited possibilities. It does not matter whether it is an AMAZONE operator terminal or an ISOBUS terminal directly installed in the tractor. ISOBUS is an internationally recognised communication standard between the operator terminal, tractors and connected implements on the one hand and farm management information systems on the other.

## Operation via a wide-range of ISOBUS terminals

Which means that ISOBUS enables you to take control of all your ISOBUS compatible equipment. You only have to connect the machine to the respective ISOBUS terminal and the usual operator interface appears on the monitor in your tractor cab.

### Benefits of ISOBUS at a glance:

- ✔ This worldwide standard provides a uniform interface and data exchange formats that ensure compatibility even with third party manufacturers
- ✔ Plug and Play between machine, tractor and additional ISOBUS implements



# AMAZONE – more than just ISOBUS

Improved control, better yields! Precision Farming 4.0

## Our competence in electronics

To increase the operational comfort, AMAZONE implements and operator terminals feature a level of functionality far beyond ISOBUS standards.

### The benefits of more than just ISOBUS:

- ✔ Highest compatibility and safety functionality of your ISOBUS equipment
- ✔ No additional modules on the machine side. All ISOBUS machines from AMAZONE come ready equipped with the necessary ISOBUS functions as standard
- ✔ Practice-oriented machine software and logical menu structure
- ✔ MiniView display with all AMAZONE terminals and additional ISOBUS terminals. See, for instance, the machine data in the GPS view

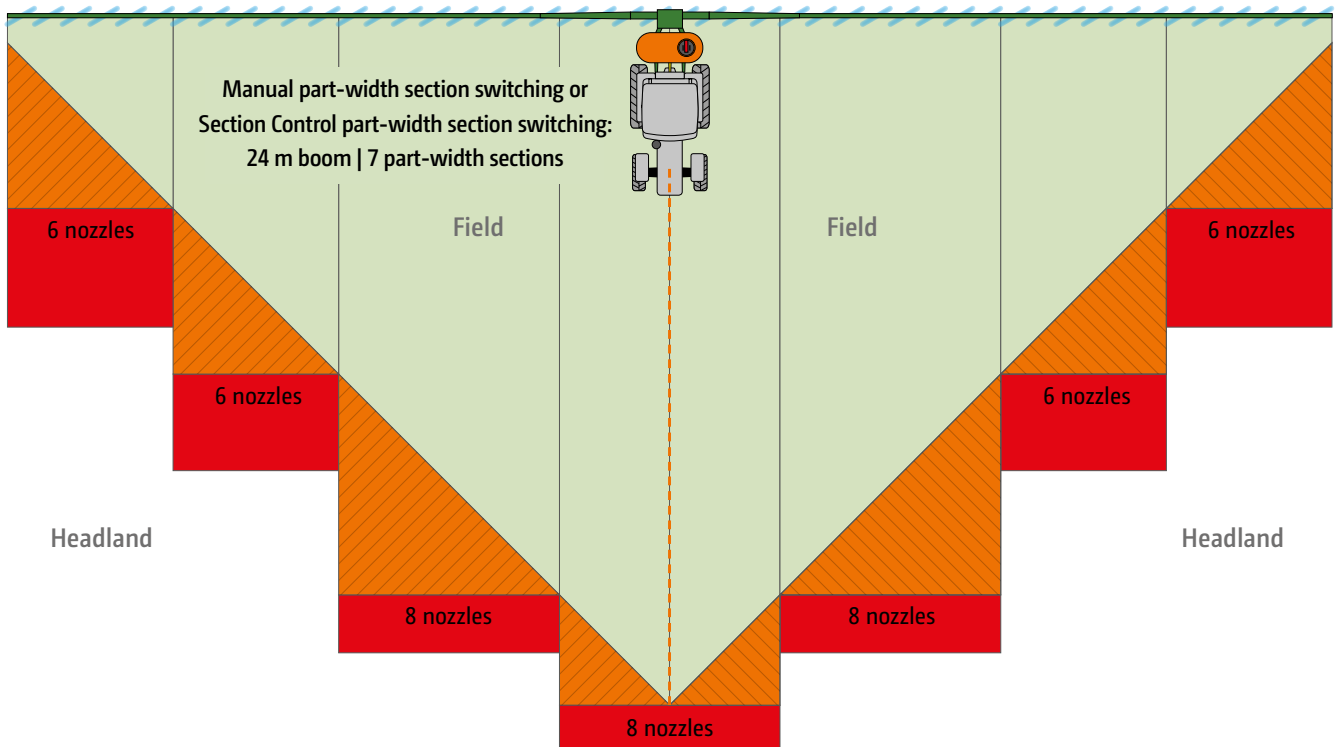
- ✔ Possibility of operating the machine via the tractor terminal or a twin terminal solution
- ✔ Flexible assignment of the field and machine view between the tractor and the operator terminal
- ✔ Unique operation concept. Freely-configurable displays and individual user interfaces for each driver
- ✔ Freely-configurable machine operations, such as folding the boom of your AMAZONE crop protection sprayer
- ✔ Integrated Task Controller data logger function





**More than  
ISOBUS**

# Automatic part-width section control GPS-Switch

Example: 24 m boom width (6-6-8-8-8-6-6 = 48 nozzles)



-  Overlap zone with manual part-width section switching
-  Overlap zone with Section Control part-width section switching

Automatic part-width shut-off for the headland and wedge-shaped fields **GPS-Switch**

**5%\***

Saving on crop protection agent usage

\* Savings are dependent on field shape, boom width and the number of part-width sections

## System overview of the UF mounted sprayer

| The benefits                      | TG part-width section valves |
|-----------------------------------|------------------------------|
| Multiple boom sections            | up to 11                     |
| Number of nozzles per nozzle body | 1, 3                         |
| Manual nozzle switching           | included                     |
| Low pressure recirculation (DUS)  | optional                     |

Overlaps on the headland or in wedge shaped fields are prevented via precise switching with GPS-Switch.



If the operating terminal features Section Control, such as, for example, GPS-Switch part-width section control from AMAZONE, the switching of the part-width sections can be carried out completely automatically and in relation to the GPS position. Once a field has been created, the driver can concentrate fully on operating the vehicle in automatic mode, since the part-width sections are switched automatically in wedge shaped fields and on headlands.

**Benefits of automatic part-width section control:**

- ✔ Stress relief on the driver
  - ✔ Increase in precision especially at night or at higher speeds
  - ✔ Fewer overlaps and gaps
  - ✔ Saving on resources
  - ✔ Less crop damage and environmental pollution
- ❗ “With Section Control, the ISOBUS computer relieves the driver from a lot of work.”  
 (“dlz agrar magazine” – test report ZA-TS fertiliser spreader · 02/2017)

## GPS-Switch

With GPS-Switch, AMAZONE offers a GPS-based, fully automatic, part-width section control for all AMAZONE operator terminals and ISOBUS compatible fertiliser spreaders, crop protection sprayers or seed drills.

**GPS-Switch basic**

- ✔ Automatic part-width section control with up to 16 part-width sections
- ✔ Creation of a virtual headland
- ✔ Automated boom lowering for an AMAZONE crop protection sprayer
- ✔ Delivered as standard with AmaPad 2
- ✔ Optional with AmaTron 4

**GPS-Switch pro** (as an extension of GPS-Switch basic)

- ✔ Automatic part-width section control with up to 128 part-width sections, in particular for crop protection sprayers with individual nozzle control
- ✔ Marking obstacles (e.g. water holes, pylons)
- ✔ Auto-zoom when approaching the headland
- ✔ Delivered as standard with AmaPad 2
- ✔ Optional with AmaTron 4

✔ **AmaClick**

Special crops and bed work often require the on/off switching of the individual part-width sections in the middle of the boom. AmaClick is an additional ergonomic control unit that can be used either in conjunction with the AmaPilot+ multi-function joystick or also as a standalone system alongside an ISOBUS terminal.



# Workday made easy –

Make the most of the possibilities!

## **GPS-Maps&Doc**

All standard ISOBUS terminals from AMAZONE can collect and save machine and site-specific data using Task Controller. Part-area, site-specific operation via application maps in the Shape file format and ISO-XML format is also possible.

- ✔ Easy creation, loading and processing of jobs
- ✔ Start a new task straight away and decide later whether the data is saved or not
- ✔ Import and export of jobs in ISO-XML format
- ✔ Job summary via PDF export
- ✔ Intuitive system for processing application maps in the Shape file format and ISO-XML format
- ✔ Automatic part-area, site specific regulation of the application rate
- ✔ Indication of inactive field boundaries and automatic field detection when approaching the area
- ✔ Optimum crop management using need-oriented application
- ✔ Standard on AmaTron 4 and AmaPad 2

## **GPS-Track**


The GPS-Track parallel guidance aid greatly eases orientation in the field, especially on grassland or areas without tramlines.

- ✔ With a virtual light bar in the status bar
- ✔ Automatic tramline control via GPS for seed drills
- ✔ Various track modes such as A-B lines or contour driving
- ✔ Delivered as standard with AmaPad 2
- ✔ Optional with AmaTron 4

## **AmaCam**

Software licence for the display of one camera image on AmaTron 4 and up to two camera images on AmaPad 2.

- ✔ Automatic display of the camera image on the AmaTron 4 when reversing



GPS-Maps – part-area, site specific application

# AmaTron 4

## Manager 4 all



### Simple and convenient operation as intuitive as your tablet

Why not handle a terminal as intuitively as a tablet or a smartphone? With this in mind, AMAZONE has developed the operator-friendly AmaTron 4 which offers a noticeably smoother operational procedure, especially when it comes to job management. The AmaTron 4, with its 8" multi-touch colour display meets the highest expectations and offers maximum user-friendliness. A swipe of the finger or use of the App carousel allows quick changes between applications and the simple and clearly structured operating menu. A useful MiniView, a freely configurable status line as well as a virtual light bar make the use of the AmaTron 4 particularly clear and convenient.

- ✔ Machine operation (UT, Universal Terminal) in day-night mode

#### Benefits of AmaTron 4:

- ✔ Automated full image mode during non-operation
- ✔ Automatic control button display via a proximity sensor
- ✔ Practical MiniView concept
- ✔ Operation via the touch display or via soft keys
- ✔ Especially intuitive and user-friendly
- ✔ Field-related documentation
- ✔ Practice-oriented and intelligent menu guidance
- ✔ Practical quick-start menu with import/export of job data, help windows, day/night mode and the AUX-N allocation
- ✔ 1 camera input and automatic reversing detection
- ✔ Free trial period for all chargeable licences
- ✔ AmaTron Connect – for yet more access to the digital age

Equipped as standard with:

## ***GPS-Maps&Doc***



# AmaTron Connect

Connected to your world

## Communication in real time

With AmaTron Connect, AMAZONE provides a digital interface to a smartphone or tablet. The mobile device and the ISOBUS terminal AmaTron 4 are simply connected as a hotspot.

## AmaTron Twin App – Clear display enhancement

The AmaTron Twin App offers the driver even more comfort in work, as GPS functions in the field view can also be operated via a mobile device (e.g. tablet) in parallel with machine operation in AmaTron 4.

**Now download the free App and try the DEMO in the App.**



- ✔ A better overview with the AmaTron Twin display enhancement

### Advantages of the AmaTron Twin display enhancement:

- ✔ Use of an existing mobile device
- ✔ Greater clarity – all applications in sight
- ✔ Comfortable control of GPS functions in the field view in parallel via the mobile device
- ✔ Clear, authentic representation of the working machine and its part-width sections



Map view with AmaTron Twin – Clear display of the machine and its part-width sections, as well as buttons on the right-hand side of the tablet display



# agrirouter –

the independent data exchange platform for agriculture



✔ Watch the video for more details

## Secure data exchange

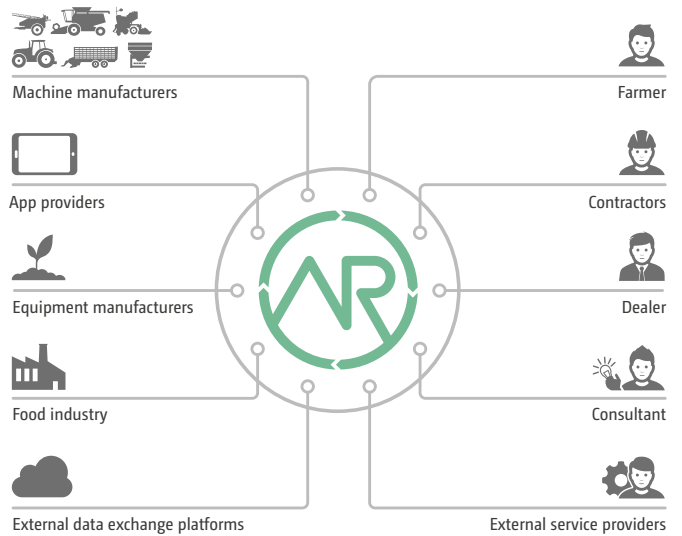
AMAZONE opens the way to universal data exchange by means of the manufacturer-independent agrirouter. agrirouter enables data to be exchanged between AMAZONE machinery, agricultural software, manufacturers and companies both securely and without any complications.

### Benefits of the agrirouter:

- ✔ Simple and easy handling
- ✔ Comfortable and fast transfer
- ✔ Full control of your data
- ✔ Data is transferred, not stored
- ✔ Manufacturer-independent use

## myAmaRouter App – comfortable and simple

The myAmaRouter App enables data to be exchanged between the AmaTron 4 ISOBUS terminal and agrirouter, the manufacturer-independent data exchange platform. If an AMAZONE machine is to be used to carry out a task with job data (e.g. application maps), the data can be easily transmitted from the agrirouter to the AmaTron 4 via the myAmaRouter App and sent back after completion.



✔ The manufacturer-independent agrirouter enables secure and uncomplicated data exchange

## Uncomplicated data transfer. Transparent and secure!



# AmaPad 2

An especially comfortable method of controlling agricultural machinery

## The new dimension of control and monitoring

AmaPad 2 from AMAZONE is a particularly high-quality operator terminal. The 12.1" multi-touch colour display is particularly comfortable and fulfils the highest demands of Precision Farming. AmaPad 2 is operated solely via touch.

With the practical "MiniView concept", applications which aren't being actively operated at that moment, but need to be monitored, are clearly displayed at the side. When needed, these can be enlarged using "a finger swipe". The possibility of individualising the "dashboard panel" with a choice of display rounds off the user ergonomics.



Two cameras enable continuous monitoring of the surroundings during field work or on the road

## AmaPilot<sup>+</sup> – Everything in one hand!

Thanks to the AUX-N feature, you can operate multiple functions of the machine via AmaPilot<sup>+</sup> or any other ISOBUS multi-function joystick.



The most important information at a glance – in full screen mode or in the MiniView

### Benefits of AmaPad 2:

- ✔ High-end ISOBUS control terminal with large touch-screen display
- ✔ Extended MiniView concept enables the simultaneous display of a maximum of four menus
- ✔ Quick-start button and integrated light bar
- ✔ 2 camera inputs
- ✔ Day-night mode

Equipped as standard with:



***GPS-Maps&Doc***  
***GPS-Switch basic***  
***GPS-Switch pro***  
***GPS-Track***



### The benefits of AmaPilot<sup>+</sup>:

- ✔ Almost every function directly controlled over 3 levels
- ✔ Adjustable palm rest
- ✔ Freely-programmable, individual key layout



| <b>Overview of ISOBUS terminals</b>                                   | <b>AmaTron 4</b>                  | <b>AmaPad 2</b>  |
|---|--|---|
| Display   | 8" multi-touch colour display  | 12.1" multi-touch colour display  |
| Mode of operation   | Touch and 12 soft keys   | Touch   |
| Interfaces  | Serial interface for GPS<br>2x USB ports   |   |
| Sensor connection (e.g. nitrogen sensor)                              | via SCU-L adapter  | via SCU-L adapter or PeerControl  |
| Job management and processing of application maps (ISO-XML and shape) | GPS-Maps&Doc   |   |
| Automatic part-width section control (SectionControl**)               | GPS-Switch basic *<br>with up to 16 part-width sections<br>or GPS-Switch pro *<br>with up to 128 part-width sections | GPS-Switch basic + pro<br>with up to 128 part-width sections  |
| Parallel steering aid   | GPS-Track *<br>with virtual light bar  | GPS-Track<br>with virtual light bar   |
| Automatic track guidance  | -  | GPS-Track Auto *<br>for the Pantera self-propelled crop protection sprayer                            |
| Camera connection / Licence *   | 1 x camera connection / AmaCam *<br>with automatic reversing detection   | 2 x camera connections / AmaCam *   |

\* = optional / \*\* = Note the max. no. of machine part-width sections

# AMAZONE aircraft-style boom design



✔ Lift mast with height adjustment of approx. 0.50 to 2.20 m

❗ “On the Amazone, the boom provides the biggest range of adjustment and quickest folding.”  
(profi magazine – Practical test: “5 mounted sprayers in comparison” - 01/2013)

❗ “The Amazone UF 1201 with its Super-S boom features the best suspension and damping.”  
(profi magazine – Practical test: “5 mounted sprayers in comparison” - 01/2013)



## Simultaneously superbly strong and superbly light

Due to the special profile design, AMAZONE sprayer booms are very light yet, at the same time, very robust. The nozzle bodies with integrated diaphragm non-return anti-drip valves fit up into the boom profiles reliably preventing any dripping at the nozzle. Self-adjusting bayonet fixings ensure a tool-less quick nozzle change. For any operational use and any application rate, the right nozzles are available, for example, for optimum wetting, anti-drift or for liquid fertiliser use.

## 3-fold shock absorbed suspension for the most arduous of operational conditions

As standard, all AMAZONE booms are equipped with

- ✔ springs and shock absorber pack for damping the vertical roll movement
- ✔ rubber buffer damping elements with ball suspension to damp down the horizontal yaw movements and
- ✔ tension springs for the shock absorbed suspension of the entire boom.

As standard also is hydraulic height adjustment and guide skids that results in the perfect boom guidance and thus, the accurate longitudinal and lateral distribution of the spray agent.

## Boom design to perfection

In hilly terrain and with large working widths, hydraulic tilt adjustment makes sense. The quick and precise tilting and return of the boom into the level position is possible via a tractor spool valve or via the electro-hydraulic functions in the ISOBUS terminal.

The AMAZONE Q-Plus and Super-S series booms are JKI approved. They therefore comply with the highest European demands for plant protection equipment – compare that with others!



# Compare for yourself!

It's those important quality features that make the difference!




## AMAZONE booms – an idea becomes reality

### Compactness matters!

It is easy to carry due to the low centre of gravity and the light and robust design of the machine. The front axle weight load is lower than that of many competitors.

### Drive safely!

The visibility in road transport is exemplary. Anywhere the tractor can go, the sprayer, with its narrow booms, goes as well. No protruding parts, no boom damage, minimal transport width.



### Everything in its place!

The boom locates safely in the transport hooks. No rattling. No susceptible wear on the boom pivots. High road speeds are not a problem.


### Clean working!


No spray agent from the booms drips on to the tractor or on the operator station and the booms also do not hit the tractor cab.

## Maintenance-free and with a long service life

The decades of experience in boom design pay off: The conical hinge pin is the intelligent centre of a well thought-out boom philosophy! The boom pivots self-adjust against any play on the conical hinge pins and that ensures, for the end user, an optimised boom function even after many years.

The standard use of stainless steel, the automotive-industry standard, cathodic dip painting process and the targeted use of plastics and aluminium are the perfect guarantee of a long service life.



 A pivot joint that lasts!

Exclusively from AMAZONE: All hydraulic connectors are always made from stainless steel!

# Q-plus boom

12 – 12.5 – 15 metres

UF 901  
with 15 m Q-Plus boom



## The robust, entry-level boom

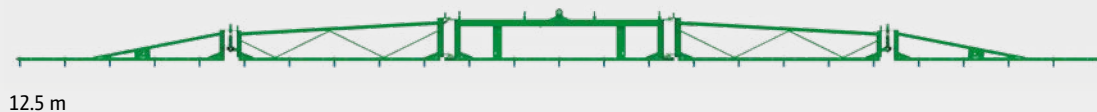
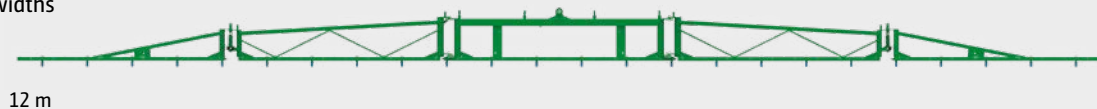
With the horizontally folded Q-Plus boom in working widths of 12 m, 12.5 m and 15 m, AMAZONE offers an entry-level boom that is second to none when it comes to quality and reliability. Folding in and out is hydraulic as standard, as are the boom height adjustment and one-sided folding in the left-hand direction of travel.

### The benefits:

- ✔ Super-stable and, at the same time, super-light
  - ✔ 3-fold shock absorption
  - ✔ Hydraulic height adjustment as standard
  - ✔ One-sided folding on the left-hand side as standard
  - ✔ Available with hydraulic tilt adjustment
- ✔ Centralised hose guidance  
The central hose guidance ensures a clean and kink free routing of all hoses and cables.

## Boom layout and folding variants for the Q-Plus boom

Working widths




# Super-S boom

The industry-leading boom from 15 to 24 metres



## Super-S1 and S2 boom suspension



- ✔ The 3-fold, shock-absorbed suspension, with hydraulic height adjustment and elastic boom height indicators, guides the boom reliably over the crop at the right height.



## The comfortable, industry-leading boom in working widths up to 24 metres

The vertically folding Super-S boom is available in working widths from 15 m to 24 m. Due to the layout of the boom, there are only a few pivot points, which enables a quick folding and, more importantly, a transport width of just 2.40 metres. When equipped with Profi-fold electro-hydraulic boom actuation and DistanceControl height control, operation is made so much easier.

The Super-S boom is available in the Super-S1 boom from 15 m to 21 m and the Super-S2 boom from 15 m up to 24 m.

## More than just the solid core: Profiles made from high tensile steel

What has been taken away from the boom in weight has been returned in output. The clever lightweight design makes use of the material where it makes sense. For instance, aluminium for weight reduction at the outer boom sections of the Super-S2 boom, but not however, in the middle of the boom. There, high tensile steel is necessary so that the boom is kept rigid and in line and so spray errors due to movement are prevented.



### The benefits:

- ✔ Super-stable and, at the same time, super-light
- ✔ Super narrow transport width of just 2.40 m
- ✔ 3-fold shock absorption
- ✔ Hydraulic height adjustment as standard
- ✔ Available with the fully automatic DistanceControl height control
- ✔ Available with hydraulic tilt adjustment
- ✔ Available with end nozzle control
- ✔ Available with Profi-fold electro-hydraulic boom actuation



- ✔ The Super-S2 boom is super-stable and, at the same time, super-light.




# Super-S1 boom

15 – 18 – 21 metres

Due to the layout of the boom sections, there are only a few pivot points, which allows faster folding. The well-known robust profile construction of this execution also convinces. Despite the individual sections of the Super-S1 boom being 50 centimetres longer in comparison with

the Super-S2 boom, the machine height comes to just 3.30 metres. The Super-S1 boom, which has working widths of 18 and 21 metres, can be easily reduced to 15 metres by folding in the outer boom sections.

## Boom layout and folding variants for the Super-S1 boom

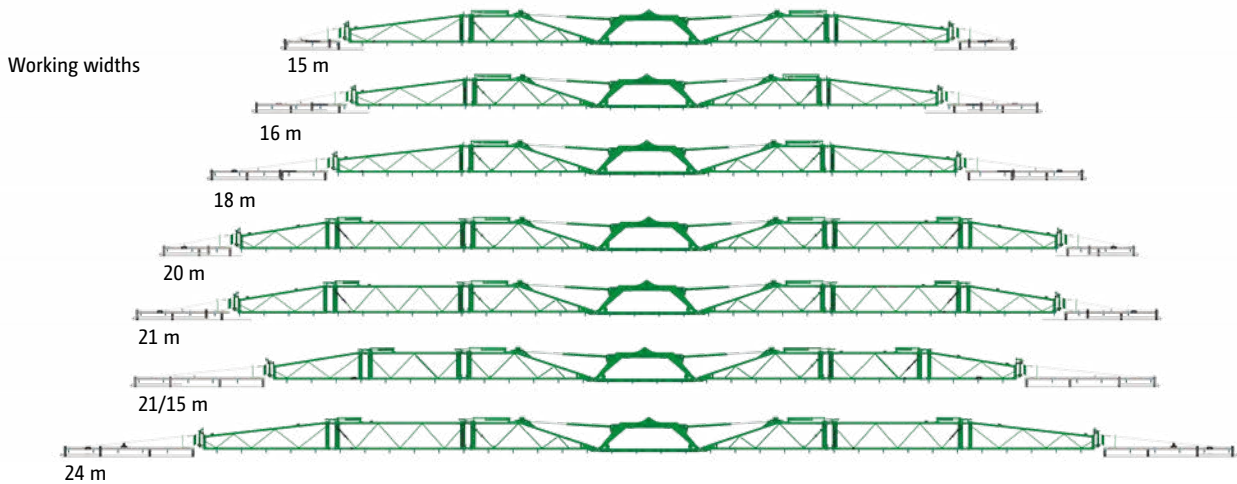


# Super-S2 boom

15 – 16 – 18 – 20 – 21 – 24 metres

Due to the shorter, individual sections, a machine height of just 2.90 m is achieved.

## Boom layout and folding variants of the Super-S2 boom



# With maximum comfort and even more precision

## Pre-select fold:

Independent folding is possible via either the AmaSpray<sup>+</sup> in-cab terminal or an ISOBUS terminals via the tractor spool valves.

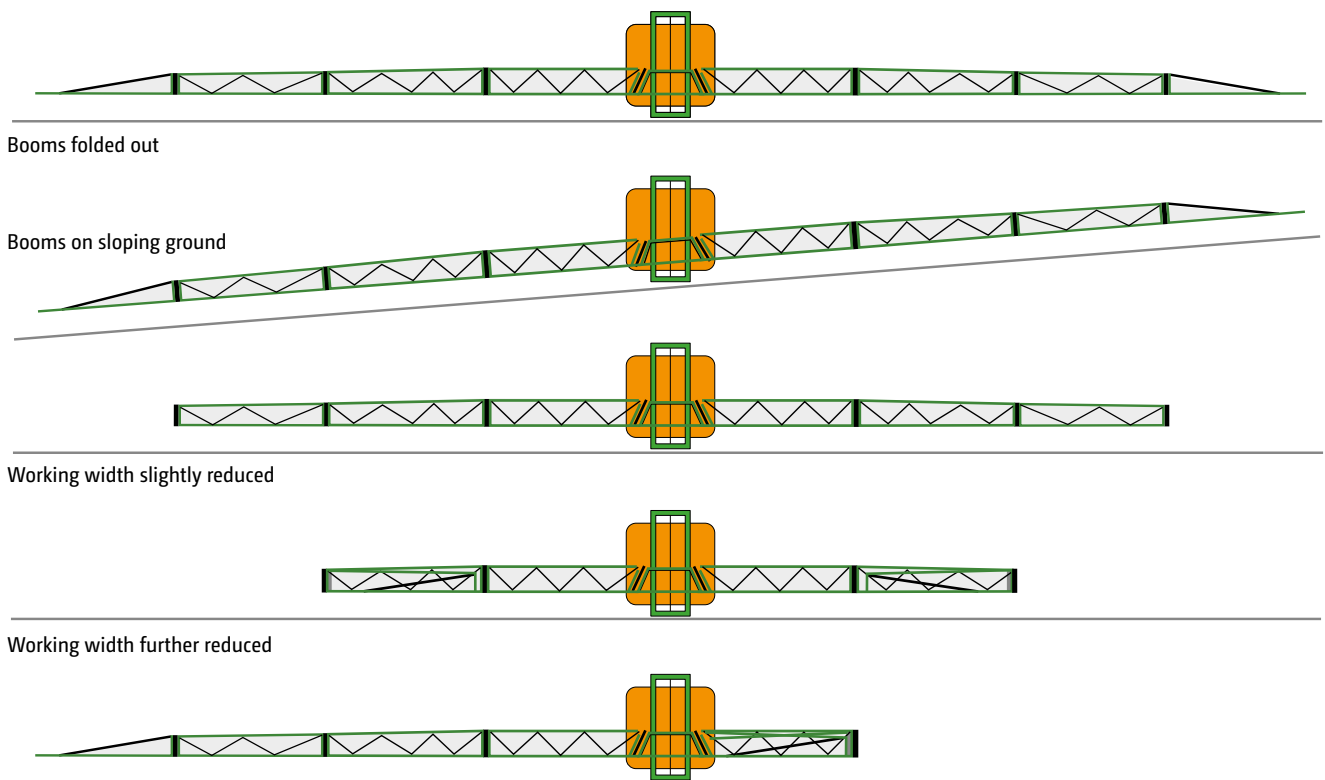


## Profi-fold – flexible and comfortable

As an option for all Super-S booms, AMAZONE offers the Profi-fold electro-hydraulic actuation system. All hydraulic functions can be performed reliably and easily from the cab using the ISOBUS terminal or a ProfiClick switch box. The multi-function joystick makes handling particularly comfortable.

### Profi-fold 1:

Height adjustment, folding in and out, independent, one side folding at reduced speeds (max. 6 km/h), boom width reduction, and tilt adjustment.



Boom independent, one sided folding  
Caution! Forward speeds only up to 6 km/h

# DUS pressure recirculation system



# With DUS you determine the timing



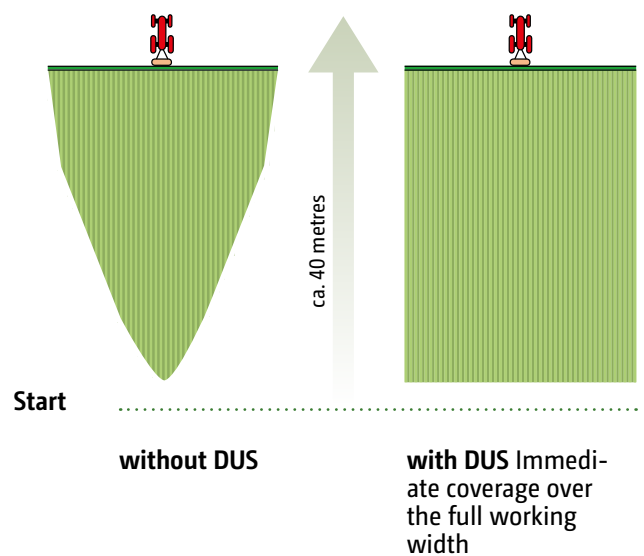
DUS pressure recirculation system

## The DUS pressure recirculation system – proven more than 10,000 times

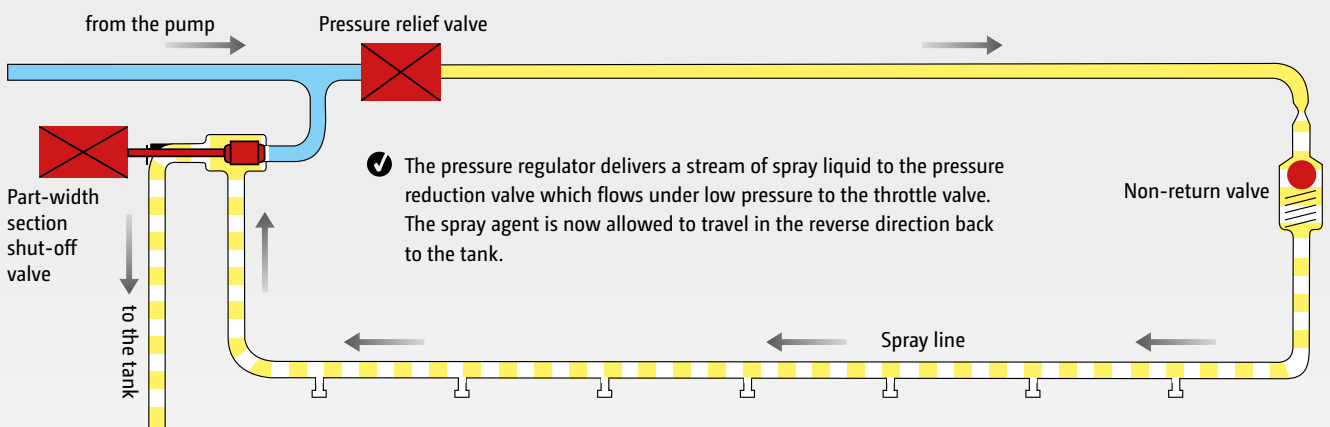
The AMAZONE DUS pressure recirculation system ensures a reliable circulation throughout the entire system. When starting the spraying operation, all the hoses including the spray lines are filled under pressure in the reverse direction with the mixed spray agent. This means the spray lines are always full and immediately ready to use over the entire working width. There is no waiting on the headland.

Every time individual part-width sections are shut off, during the turning operation and during transport, the spray liquid circulates continually thanks to the pressure recirculation system. This reliably prevents deposits, blockages or segregation in the spray lines.

During the cleaning operation, fresh water flushes the spray lines out right up to the nozzles without any spraying being necessary. During this cleaning procedure, the concentrated spray liquid is returned back to tank via the pressure recirculation system leaving the spray lines clean.



## DUS pressure recirculation system: supplies each individual part-width section



# The right nozzle choice

The basis for success in crop protection



## Less drift also at higher wind speeds

With the air-assisted injector nozzles, crop protection agents can be applied with very little drift. They are universally usable in all crops and all classifications. Because of the coarse droplet application, these nozzles can also be used in higher wind speeds.

AMAZONE offers a wide range of nozzles from agrotop, Lechler and TeeJet.

## Single and multi-nozzle bodies

The nozzle bodies with integrated diaphragm non-return anti-drip valves fit up into the boom profiles reliably preventing any dripping at the nozzle. Self-adjusting bayonet fixings ensure a tool-less quick nozzle change. The 3-fold or 4-fold nozzle bodies are suited to frequent nozzle changes due to different applications and crops. Nozzle protection tubes, as standard on the outer sections, or, if desired, over the entire boom working width, ensures protection for long injector nozzles and multiple nozzle bodies.





Examples

- 1) Lechler IDN 120-025
- 2) TeeJet XRC 110-025
- 3) Injector flat fan nozzle AirMix 110-04



Everyone purchasing an AMAZONE crop protection sprayer receives, free of charge, an AMAZONE nozzle mounting tool that enables a much easier nozzle change.

Injector nozzles (ID, TTI) have a relatively coarse droplet spectrum and are particularly versatile with regard to their field of application. A pressure range of 2 to 8 bar is possible.

If coverage quality is at the foreground of the application, the use of standard or anti-drift fine droplet nozzles, such as XR or AD, is recommended. Special care is required here due to their tendency to drift above 3 bar.

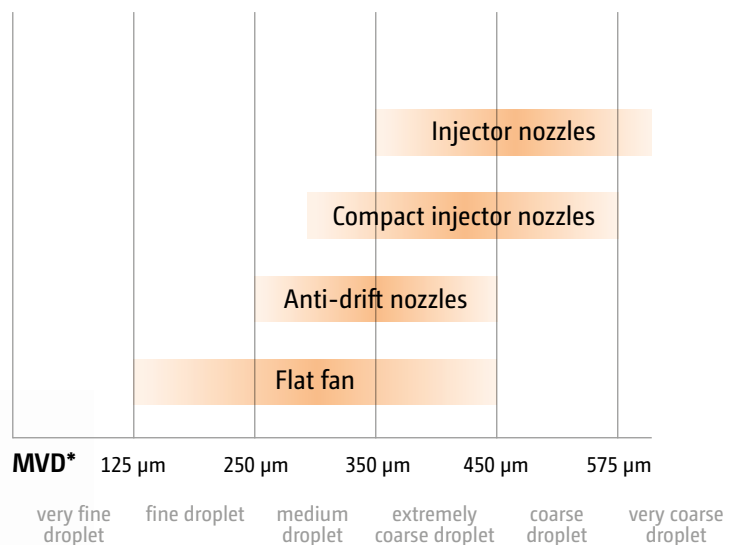
A good compromise is provided by the modern ID-K or Airmix compact injector nozzles. These have relatively little drift, but do not have too coarse a droplet spectrum and are operated at 2 to 4 bar.

When it comes to special coverage qualities, the double flat fan nozzle is an interesting alternative: the AVI Twin from agrotop also produces droplets that are not too fine.

The split spray pattern ensures a more even deposit on the front and back of the plant and makes sense maybe, for example, in ear treatment.

For speeds greater than 10 km/h, the TD HiSpeed nozzle with its asymmetrical spraying angle is becoming a new industry trend.

Distribution of the droplet size

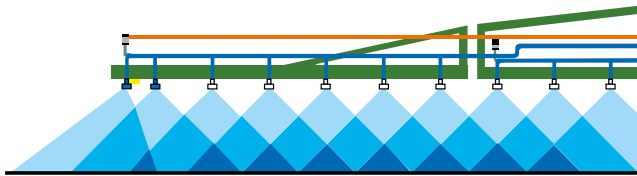


\* mean volumetric diameter



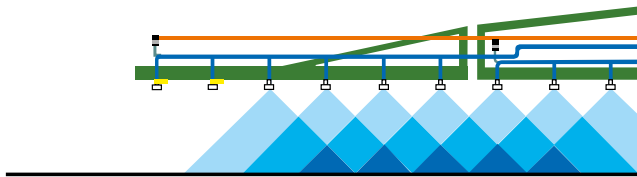
# Electric boundary nozzle switching on the Super-S boom

For environmentally-friendly spray application at the field edge



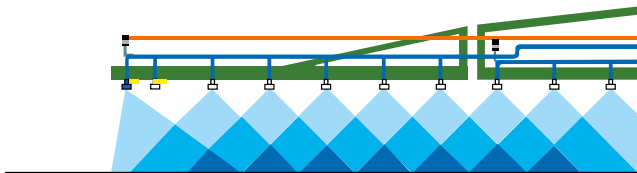
## Additional nozzle switching

In order to extend the normal working width, an asymmetrical nozzle can also be switched on. This is particularly useful if the distances between tramlines are not precise enough.



## End nozzle switching

If a one metre buffer zone around the edge of the field needs to remain unsprayed due to distance constraints, end nozzle switching can be used.



## Boundary nozzle switching

For precision border spraying between two sensitive crops, the boundary nozzles can be used to make sure the spray pattern is accurately defined.







Stainless steel weights on the drag hose

## Under-leaf spraying

Elegant solutions for successful under-leaf spraying are also possible in combination with AMAZONE crop protection sprayers. The Dropleg system from Lechler, for instance, is an easy and robust under-leaf spraying system that hangs freely between the rows and which fully meets the demands of the professional grower.

## Operator-friendly liquid fertilising

In conjunction with the AMAZONE boom, a separate drag hose kit for risk-free late fertilising is available. The self-contained aluminium profiles can be attached with a few hand clamps. Stainless steel weights help keep the position of the drag hoses in the crop. For the coarse droplets distribution of liquid fertiliser AMAZONE offers multi-hole nozzles (3, 5, or 7 hole).

- ❗ “The nozzles are easy to access and only Amazone provides any relevant drag hose equipment.”  
(profi magazine – Practical test: "5 mounted sprayers in comparison" - 01/2013)

## LED boom lighting for Super-S booms

For flexible and efficient operation at twilight and in the dark, LED boom lighting is available.

Two far-reaching LED work lights, mounted in the middle of the boom, ensure excellent visibility of all the nozzles at a glance.



# The small self-propelled sprayer

## UF with front tank



Via the FT front tank, the tank volume of the UF mounted sprayer can be very simply increased by 1,000 l. Thanks to the compact design, the UF front tank is the ideal solution for increasing the overall capacity of the UF.

### The benefits:

- ⊕ Improved driving stability on slopes due to the additional loading of the front axle
- ⊕ Very compact design thanks to front linkage – better manoeuvrability in the field and for a safer road transport

The special advantages offered of more manoeuvrable tractors with a mounted implement compared with trailed sprayers in smaller and more awkward shaped fields as well as the better behaviour on slopes are the major arguments for the front tank solution.



## Sophisticated design for the utmost in safety

In the yard or in the barn: The compact combination, carried on its transport wheels, stores easily away. The system's simple handling is already convincing even after just a few hours in the field.

The internal cleaning of the sprayer combination is carried out via the fresh water tank of the UF. The 100l additional clean water tank allows for the appropriate cleaning according to the European guidelines (clean water supply at least 10 % of the tank volume).

The compact sprayer-tractor unit is favourable especially in narrow lanes with hardly any obstruction to the view thanks to the well thought out design.

The AMAZONE FT 1001 complies with all relevant EU traffic safety directives and standards.

The optional road lighting kit is necessary in cases where the lights of the tractor are hidden. The hidden headlights of the tractor must be duplicated on the tractor roof. The fitting on the front tank is not allowed.



### Optional camera system

In difficult driving situations, such as when pulling out of road junctions, the optional camera system on the front tank and on the mounted sprayer provides better visibility, and thus more safety, to the front and the rear. The high resolution, antiglare monitor is backlit and can also display two cameras at once.

## Technical data: UF mounted sprayers

| Model                 | UF 901<br>12 m<br>Q-plus<br>115 l/min<br>NG 5-fold<br>AmaSet <sup>+</sup> | UF 901<br>15 m<br>Q-plus<br>160 l/min<br>TG 5-fold<br>AmaSpray <sup>+</sup> | UF 1201<br>15 m<br>Super-S1<br>160 l/min<br>NG 5-fold<br>AmaSet <sup>+</sup> | UF 1201<br>21/15 m<br>Super-S1<br>210 l/min<br>TG 7-fold<br>AmaTron 4 |
|-----------------------|---|---|--|---|
| Actual volume (l)     | 1,050   | 1,050   | 1,350  | 1,350   |
| Empty weight (kg)     | 680   | 713   | 893  | 1,012   |
| Length (m) *          | 1.65  | 1.65  | 1.70   | 1.70  |
| Height (m)            | 2.66  | 2.66  | 3.30   | 3.30  |
| Transport width (m)   | 2.56  | 3.00  | 2.40   | 2.40  |
| Height adjustment (m) | 0.50 – 2.10   | 0.50 – 2.10   | 0.50 – 2.10  | 0.50 – 2.20   |

\* Dimensions of the lower link mounting



| Model                         | FT 1001 |
|-------------------------------|---------|
| Basic weight (kg)             | 217     |
| Nominal volume (l)            | 1,000   |
| Actual volume (l)             | 1,125   |
| Permissible total weight (kg) | 1,475   |

Illustrations, content and technical data are not binding! Deviations of technical data are possible depending on the equipment. The illustrations may deviate from the requirements for local road traffic regulations.